



REGIONAL DIRECTORATE DAV INSTITUTIONS, ODISHA

Ref. No:- DAVRD(OD)/ 224/2026

Date : 12.02.2026

TENDER CALL NOTICE

Sealed quotations are invited by the undersigned from the **PWD/CPWD/ RAILWAY/MES approved Contractors for Construction of Basement+G+2 Storied School Building at Kalamati, Sambalpur, Odisha.** They may obtain the prescribed Quotation Form along with Architectural details, Structural details, Service utility details, technical specifications, terms and conditions (all subject to change depending on the site conditions but broadly will be the same) from the office of the undersigned on deposit of Rs.5,000/- (Rupees Five Thousand) only in shape of Bank Draft to be drawn in favour of "Regional Director, DAV Institutions, Odisha" payable at Bhubaneswar on all working days between 10:30 am to 01:30 pm from 13.02.2026 to 25.02.2026. The Tender form can be downloaded from the Institute's website <http://davrdodisha.org> and submitted duly filled in by the stipulated date along with a **Bank Draft for Rs.5000/-** towards the cost of Tender paper.

The Pre-bid meeting with the bidders will be held on **21.02.2026 at 4.30 pm** in the Office of the Regional Director, DAV Institutions, Odisha at DAV Public School, Chandrasekharapur. Any clarifications from the bidders will be explained by the representatives of the undersigned.

The bidder will have to submit an earnest money of Rs.10,00,000/- (Rupees Ten lakh) only in shape of DD in favour of "Regional Director, DAV Institutions, Odisha" payable at Bhubaneswar along with the quotation form in sealed envelopes superscribed "Quotation for Construction of (Basement +2) School Building" on or before **25.02.2026 by 4.00 pm**. The earnest money will be refunded to the unsuccessful bidders within a fortnight of opening of the quotations without any interest. **Earnest Money of the successful bidder shall be retained as Security Money which will be returned after completion of Defect Liability Period.**

The quoted rate should be inclusive all admissible taxes & GST. Income tax admissible under rules will be deducted from each bill of the selected bidder. The quotations (Technical bid) will be opened on **27.02.2026 at 3.00 pm**. The bidders may remain present physically or by authorized representative during opening of the quotations.

Contd...Pg./2



REGIONAL DIRECTORATE DAV INSTITUTIONS, ODISHA

Ref. No:- DAVRD(OD)/ —

Date : 12.02.2026 .

-:2:-

There should not be any overwriting or corrections in the quotations. Over writings, if any, must be signed. In case of any over writings, the amount mentioned in words shall be taken as final. The quotations received after the stipulated date & time or incomplete in any respect shall not be considered. **The quotations without GST Number, Valid Contractor licence and Labour license shall not be considered.**

The undersigned does not bind himself/herself to accept the lowest quotation and reserves the right to accept the quotation in whole or in part thereof.

The undersigned reserves the right to cancel either any or all the quotation(s) without assigning any reason thereof forfeiting the amount towards the quotation form.

Regional Director

Copy to:

1. The Heads of DAV Institutions, Odisha to post the Tender notice in their school Website for information of all concerned.
2. The concerned file for record.

REGIONAL DIRECTORATE

DAV INSTITUTIONS, ODISHA, BHUBANESWAR-751021.

Tender Document For Establishment of B+G+2 School Building at DAV Public School, At/Po-Kalamati, Sambalpur.

Availability of Tender Form : 13.02.2026 (10.30 a.m.)

Last Date of Submission : 25.02.2026

Contact Details : **Regional Director**
DAV Institutions, Odisha
At-DAV Public School, Chandrasekharpur
P.O.- SailashreeVihar, Bhubaneswar-751021
Odisha
Phone : 0674-2740655
E-mail: davrdodisha@gmail.com
Website: <http://davrdodisha.org>



Regional Directorate, DAV Institutions, Odisha, At-DAV Public School, Chandrasekharpur, PIN-751021

Regional Directorate, DAV Institutions, Odisha invites sealed **Tenders** in Two-bid system from the PWD (Central/State) approved Contractors for **Construction of Basement + Ground +2 School Building at Kalamati, Sambalpur** which includes Civil, Plumbing, Carpentry, Furnishing, Electrical, and associated works in accordance with Institutes General Conditions of Contract, Special Terms & Conditions of Contract & Particular Terms & Conditions of Contract, Standard specifications, Extent of Work, Special Instructions to Bidders as appended on the subsequent page & Annexures.

a.	Name of work	Establishment of Basement + Ground + 2 Storied School Building at Kalamati, Sambalpur, Odisha,
b.	Brief Description	<p>Establishment of the School Building on Square Foot Rate Contract Basis as per the schedule of works, specifications, terms & conditions,</p> <p>This tender pertains to the execution of works on Square Foot Rate Contract basis for the proposed school building project. The scope of work shall include the construction of the building, installation, testing, and commissioning of various services, complete in all respects. The contractor shall provide all internal services and utilities including civil, structural, electrical, plumbing, HVAC, fire-fighting, and all necessary allied installations.</p> <p>The contractor shall also make adequate provisions for necessary external service connections, such as electricity, water supply, sewerage, and data communication interfaces up to the designated connecting points.</p> <p>However, the scope of work expressly excludes external infrastructural installations and site development works, except for the limited site development strictly within the building footprint area required for execution and operation of the proposed building. External works such as approach roads, boundary walls, storm water drainage, landscaping, or other campus infrastructure shall not form part of this tender's scope.</p> <p>The work shall be executed in accordance with CPWD specifications, relevant IS codes, and directions of the Engineer-in-Charge, ensuring that the building is delivered as a fully functional and operational facility.</p>
b.	Site Address: (Local Office)	Rev. Plot No – 4992/6656 & 4995(P), Khata No - 1222, Mouza – Kalamati, Dist. - Sambalpur.
c.	Time of Completion	600 Calendar Days



d.	Cost of Tender document(Non-refundable)	5,000/- (Rupees Five Thousand only) by crossed Demand Draft payable at Bhubaneswar and drawn in favor of "Regional Director, DAV Institutions, Odisha" . (Tender without tender form fee will be rejected)
e.	Earnest Money	10,00,000/- (Rupees Ten lakh only) by crossed Demand Draft payable at Bhubaneswar and drawn in favor of "Regional Director, DAV Institutions, Odisha" to be submitted with the Bid. (Tender without earnest money in proper form will be rejected)
f.	Retention money	5% of total certified bill amount
g.	Release of Retention	Retention money will be released after Defect Liability Period of 1(One) year from the date of payment of the final bill after adjusting all dues, if any, from the contractor.
h.	Availability of Tender Document	Tender form has to be downloaded from the Institutes website http://davrdodisha.org Application form available on the website only needs to be used. Tender forms will be available on Institutes website from 13.02.2026 till 25.02.2026 upto 3:00 p.m.
i.	Date of Commencement	Either one week from the date of acceptance of work order or the day on which contractor is instructed to take possession of the site, whichever is later.
j.	Time and date of Submission of tender	Upto 03.00 P.M. on 25.02.2026
k.	Time and date of Opening of Technical Bid	At 3.00 P.M. on 27.02.2026
l.	Venue of Opening Tenders	Office of the Regional Director, At-DAV Public School, Chandrasekharapur (Campus -I), Bhubaneswar-751021.
m.	Tender to be addressed and submitted to	Office of the Regional Director, At-DAV Public School, Chandrasekharapur (Campus -I), Bhubaneswar-751021.
n.	Clarification, if any, to be obtained from	Office of the Regional Director, At-DAV Public School, Chandrasekharapur (Campus -I), Bhubaneswar-751021.
o.	Validity of Tenders	6 (Six) calendar months from the last date of submission of Tender.
p.	Defects liability period	12(twelve) months from the date of payment of the final bill.
q.	Taxes	The Rate quoted shall be inclusive of all taxes & GST.
r.	Delay in submission	Delay in submission of Tender arising due to postal or any other irregularities at any stage will not be considered. The Institute will not be responsible for any damage in transit in case of postal delivery/delivery through courier service
s.	All tenders in whom any of the prescribed conditions are not fulfilled or are incomplete in any respect are liable to be rejected.	



t.	The acceptance of tender will rest with Institute which does not bind itself to accept the lowest or any tender and reserves to itself the right to reject any or all the tenders received without assigning any reason(s) thereof.
u.	In case the date of opening of tenders is declared as a holiday, the tenders will be opened on the next working day
v.	Conditional Tenders will be summarily rejected.

Retention money: The Retention percentage (i. e. deduction from interim bill) shall be 5% of the gross value of each interim bills. The Retention Money will be released after 1(one) year (Defect Liability Period) from the date of payment of the final bill provided the contractor has satisfactorily carried out all the works and attended to all defects in accordance with the conditions of the contract, including site clearance.

Defects liability period shall be as per memorandum. It must be realized that this period is for exposure of "Latent Defects". The DLP commences from the date of payment of the final bill for a period of 12 months.

After opening the envelope containing the offer on the standardized conditions and opening of the priced tender, no correspondence will be entertained.

Prior to opening of Financial Bid, Institute/Deputed Architect or Engineer, at their discretion may inspect the on-going/completed works of the Contractors as well as obtain confidential report from the concerned employers. The bids of tenders who do not fulfill the above criteria will summarily be rejected. The Institute also reserves to itself the right of accepting the whole or any Part of the tender and the tenderers shall be bound to perform the same at the rates quoted.

Pre-Qualification Criteria:

The firms having experience of successfully completed Civil & Furnishing Works during the last 7 years ending on 31st March, 2025.

a.	3(Three) "similar completed works" costing not less than	Rs. 8.0 Crores (Eight Crores Only)
OR		
b.	2(two) "similar completed works" costing not less than	Rs. 10.0 Crores (Ten Crores Only)
OR		
c.	1 (one) "similar completed work" costing not less than	Rs. 12.00 Crores (Twelve Crores Only)

Minimum average turnover of the Bidder shall be **Rs.15.00 Crore (Rupees Fifteen Crore)** during the last **3 (three) Financial years**, testimonials to be mandatorily submitted along with Technical Bid, Part - I.

The Tenderer should have at least min. **07 years'** experience of working with similar nature of works as briefly mentioned below:

- RCC Frame Work in Column, Foundation, Roof Beam, Roof Slab including centering & shuttering / bar binding etc.
- Brick work including plastering, Lintel & chajja works, making concealed conduiting for PH, Electrical works etc.
- Fixing of Doors, windows, ventilators, grills etc.
- All types of anti-termite and pest control treatment work.
- All types of plumbing, sanitary works in the residential, Commercial, institutional



- complex including supply of plumbing and sanitary materials.
- f. Installation, testing, commissioning of all electrical low tension [LT] works including electric al control panel, wiring, conducting, trunking.
 - g. Installation of fitting and fixture, switches, MCB's
 - h. Maintenance and repair of earthing system and lightning arrestors.
 - i. Flooring work using tiles, marble, granite slab etc.
 - j. Wall finishing including punning, putty & painting works.
 - k. Installation of stair, balcony handrail.
 - l. Roof Grading & waterproofing.
 - m. External development works including plinth protection, development of circulating area using paver block / chequered tile flooring, making service connections for water supply, sewerage lines etc.

"Similar completed works" means Composite nature of work comprising of Civil work, Carpentry work, Flooring work, Painting work, Sanitary & Plumbing work, Furniture work, Electrical work, and other associated works.

Sealed tender shall be submitted in three separate envelopes consisting of the following:

1. **Cover 1** : Part – I, Technical Bid including pre-qualification documents (Annexure – A)
2. **Cover 2** : Earnest Money Deposit (EMD)
3. **Cover 3** : Part – II, Price Bid

All the above 3 (three) sealed envelopes are to be submitted in a single Covering envelope, duly super-scribed as **"Tender For Establishment of B+G+2 School Building at DAV Public School, Kalamati, Sambalpur"** and submitted to the address mentioned in clause – k hereinabove.

NOTE:-

- i) The agency will be fully responsible for correctness of all documents submitted along with the tender. False documents may lead to rejection of their bid.
- ii) Institute does not bind itself to accept the lowest or any tender and reserves the right to accept or reject any or all tenders either in whole or in part, without assigning any reasons whatsoever.
- iii) No conditions will be entertained. Conditional offers shall be summarily rejected.
- iv) Canvassing in connection with tenders is strictly prohibited and the tenders submitted by the contractors who resort to canvassing will be liable to rejection.
- v) **MSEs are exempted from paying EMDs as per MSME Act 2012. For getting the benefits in case of MSE firms, contractors /agencies should submit exemption certificate issued from the relevant authorities.**
- vi) For all Sample should be approved in writing by the Architect/Institute



PART I – TECHNICAL BID (Cover 1)

ANNEXURE - A

Mandatory information required for Prequalification of the bidder
(To be furnished on the letterhead of the bidder)

Important Note:

1. Please handwrite in capital letters.
2. Attach copies of the supporting documents.
3. Attach extra sheets with Sr. No if the space found is insufficient.
4. Applications of those agencies who do not furnish below mentioned information, will be summarily rejected.

1	a) Name of the applicant / organization b) Address of the Registered Office c) Address of office at Bhubaneswar, if any (Name of Contact Person Alongwith Phone Nos, Email ID)	
2	Year of establishment	
3	Type of the organization (Whether sole proprietorship, Partnership, Private Ltd. or Ltd. Co. etc.) (Enclose certified copies of documents as evidence)	
4	Name & qualification of the Proprietor / Partners / Directors of the Organization / Firm a) b) c) Enclose certified copies of document as evidence	
5	Details of registration – Whether Partnership firm, Company, etc. Name of Registering Authority, Date and Registration number. Enclose certified copies of document as evidence	
6	Whether registered with Government / Semi – Government / Municipal Authorities of any other Public Organization and if so, in which class and since when? (Enclose certified copies of document as evidence)	
7	a. No. of years of experience in the field and details of work in any other field. b. Whether ISO certified, furnish the details.	
8	Area of business activities other than construction, if any, and place of business.	



9	Registration of firm under Shop & Establishment Act 1948	
10	Address of through which the proposed work of the Institute will be handled and the Name & Designation of officer-in-charge.	
11	<p>(a) Yearly turnover of the organization during last 3 years (year wise) (Avg. turnover of last 3 years should not be less than 15.00 Lacs) and furnish audited balance sheet and Profit & Loss A/c (Audited) for the last –3- years.</p> <p>(b) Average turnover in</p> <p>2022 – 2023</p> <p>2023 – 2024</p> <p>2024 – 2025</p>	
12	Name & Address of Bank (Solvency certificate from a Bank to be enclosed for indicating satisfactory financial capacity of the organization)	<p>1.</p> <p>2.</p> <p>3.</p>
13	Enclose copy of latest income tax clearance certificate.	
14	PAN No.	
15	GST Registration No. with Certificate	
16	Detailed description and value of works done (Proforma-1) and works on hand (Proforma-2)	
17	Empanelment with other Companies/PSUs	
18	Other infrastructural information to be used/ referred for this project. List of available plants, machineries equipment etc.	Attach a separate sheet if required.
19	Furnish the names of –3- responsible persons along with their designation, address, Tel.No. etc., for whose organization, you have completed the above-mentioned jobs and who will be in a position to certify about the performance of your organization.	<p>1.</p> <p>2.</p> <p>3.</p>
20	Whether any Civil Suit / litigation arisen in contracts executed / being executed during the last 10 years. If yes, please furnish the name of the project, employer, Nature of work, Contract value, work order and brief details of litigation. Give name of court, place, and status of pending litigation.	Attach a separate sheet if required.



21	Information relating to whether any litigation is pending before any Arbitrator for adjudication of any litigation or else any litigation was disposed off during the last ten years by an arbitrator. If so, the details of such litigation are required to be submitted.	
22	Have you been ever disqualified or levied penalty by the Institute in past for non-fulfillment of the contractual obligations. If yes, please provide details.	
23	Have you in past carried out any works for any DAV Group of Institutes? If yes, give details.	



PROFORMA – 1

LIST OF PROJECTS EXECUTED BY THE ORGANISATION DURING THE
LAST 7 YEARS (Minimum Value of Work done not less than 8.00Crores)

Sl No	Name of work/ Project with address.	Name & full postal address of the owner. Specify	Contract Amount (')	Stipulated time of completion (Years)	Actual time of completion (years)	Any other relevant information.	Enclose Client's certificate for satisfactory completion.
						Actual amount of the Project, if increased, give reasons.	
1	2	3	4	5	6	7	8

Note:

1. Information has to be filled up specifically in this format. Please do not write remark "As indicated in Brochure".
2. Date shall be reckoned from the date of publication of the Tender.
3. For certificates, the issuing authority shall not be less than an Executive In charge.



PROFORMA - 2

LIST OF IMPORTANT WORKS IN HAND

(Minimum Value of Work done not less than 8.00Crores)

Sl. No	Name of work/ project with address.	Name & full postal address of the owner. Specify whether Govt. undertaking along with name, address and contact nos. of -2- persons (Engineers or top officials of the organization)	Contract Amount (Rs.) with copy of Work Order & completion certificate from project in- charge.	Stipulated time of completion (Years)	Present status of the project	Any other relevant information
1	2	3	4	5	6	7

Note:

1. Information has to be filled up specifically in this format. Please do not write remark "As indicated in Brochure".
2. Date shall be reckoned from the date of publication of the Tender.
3. For certificates, the issuing authority shall not be less than an Executive In charge.



GENERAL CONDITIONS OF CONTRACT

- 1 Tenders shall remain open to acceptance by the Institute for a period of 180 days from the date of opening of Part-II of the tender which period may be extended by mutual agreement and the tenderer shall not cancel or withdraw the tender during this period.
- 2 The tenderer must use only the forms displayed on the website of the Regional Directorate to fill in the rates. (Any addition/ alteration in the text of the tender form made by the tenderer shall not be valid and would be liable of rejection).
- 3 The tender form must be filled in English only and all entries must be made by hand and written in ink. The rate and amount should be in figures and words. If any of the documents is missing or unsigned, the tender may be considered invalid by the Institute Representative at its discretion.
- 4 Rates should be quoted both in figures and in words in columns specified. All erasures and alterations made while filling the tender must be attested by initials of the tenderer. Overwriting of figures is not permitted and failure to comply with either of these conditions will render the tender void at the Institute's option. No advice of any change in rate or conditions after the opening of the tender will be entertained.
- 5 Each of the Tender documents should be signed by the person or persons submitting the tender in token of his/their having acquainted himself/themselves with the General Conditions of Contract, General Specifications, Special Conditions etc., as laid down. Any tender with any of the documents not so signed will be rejected.
- 6 The tender submitted on behalf of a firm shall be signed by all the partners of the firm or by a partner who has the necessary authority on behalf of the firm to enter into the proposed contract. Otherwise, the tender may be rejected by the Institute.
- 7 The Institute does not bind itself to accept the lowest or any tender and reserves to itself the right to accept or reject any or all the tenders, either in whole or in part, without assigning any reasons for doing so.
- 8 Intending tenderers shall pay an interest free Earnest Money Deposit for a sum of Rs...../- (.....) **only in shape of DD in favour of "DAV Public School, Kalamati", Payable at Sambalpur.** Tender not accompanied by earnest money deposit will not be considered. The earnest money deposit of unsuccessful bidders shall be refunded after the work order is issued to selected bidder. Under no circumstances earnest money deposit will be accepted in the form of fixed deposit receipt or Bank or Insurance guarantee or Cheque.
- 9 The Earnest Money Deposit of (**Rupees**) only paid by the successful tenderer shall be held by the Institute as security for the execution and due fulfillment of the contract. No interest shall be paid on the said deposit.
- 10 On receipt of intimation from the Employer of the acceptance of his/their tender, the successful tenderer shall be bound to implement the contract agreement within



Fourteen days thereof. The successful tenderer shall sign the agreement in accordance with the draft agreement and the schedule of conditions but the written acceptance by the Institute of a tender will constitute a binding contract between Institute and the person so tendering, whether such formal agreement is subsequently executed or not. The cost of necessary stamp paper for execution of the agreement shall be borne by successful tenderer.

11. In addition to the Earnest Money Deposit, successful tenderer shall further deposit 1% of accepted tender value. Thus, Institute will keep 2% of accepted tender value as initial security deposit. Total 5% of the accepted tender value may be kept as retention money which includes security deposit and retention money.
12. All compensation or other sums of money payable by the contractor to the Employer under the terms of this contract may be deducted from his earnest money and security deposit if the amount so permits and the contractor shall, unless such deposit has become otherwise payable within ten days after such deductions make good in cash the amount so deducted.
13. The Contractor shall not without the written consent of the Institute, assign this Contract, and shall not without the written consent of the Institute (which consent shall not be unreasonably withheld to the prejudice of the Contractor) sublet any portion of the work. Institute may serve a notice in writing on the Contractor rescinding the contract, whereupon the security deposit shall stand forfeited to the Employer, without prejudice to his/other remedies against the Contractor.
14. The Contractor shall carry out all the work strictly in accordance with drawings, details and instructions of Institute's Architect & Engineer. If in the opinion of the Institute Representative, changes have to be made in the design and with the prior approval in writing of the Institute's Representative, they desire the Contractor to carry out the same, the Contractor shall carry out the same without any extra charge.
15. A schedule of Probable Quantities in respect of each work and Specifications accompany these Special Conditions. The Schedule of Probable Quantities is liable to alterations by omissions, deductions or additions at the discretion of the Institute. Each tender should contain not only the rates but also the value of each item of work entered in a separate column and all the amounts quoted against various items should be totaled in order to show the aggregate value of the entire tender.
16. The tenderer must obtain for himself on his own responsibility and at his own expense all the information which may be necessary for the purpose of making a tender and for entering into a contract and must examine the attached Drawings(13nos.), inspect the site of the work, acquaint himself with all local conditions, means of access of the work, nature of the work and all matters pertaining thereof.



17. The rates quoted in the tender shall include all charges for clearing of site before commencement as well as after completion, water, electric consumption, meters, double scaffolding, centering, boxing, staging, planking, timbering and pumping out water including bailing, fencing, hoarding, plant and equipment, storage sheds, watching and lighting, by night as well as day including Sundays and Holidays, temporary plumbing and electric supply, protection of the public and safety of adjacent roads, streets. **The rates quoted shall be deemed to be for the finished work to be measured at site.** The rates shall also be firm and shall not be subject to exchange variations, Labour conditions, fluctuations in railway freights or any conditions whatsoever. **The quoted rates shall include applicable GST and all other applicable taxes.**
18. The Contractor should note that unless otherwise stated this tender is strictly on square foot rate basis for the complete finished job for the items of work detailed in the specification and his attention is drawn to the fact that rate quoted should be correct, workable and self-supporting. The quantities in the Schedule of Quantities approximately indicate the total extent of work but may vary to any extent and may even be omitted thus altering the aggregate value of the Contract.
19. Time allowed for carrying out the work as mentioned in the Memorandum shall be strictly observed by the tenderer and it shall be reckoned from the tenth day after written order to commence the work is issued.
The work shall throughout the stipulated period of the Contract be proceeded with all due diligence and if the Contractor fails to complete all the work within the specified period he shall be liable to pay compensation of the Conditions of Contract/ work contract. **Before execution of agreement, the successful tenderer will required to submit a work programme so as to complete the work within the stipulated time.** Contractors have to pay Liquidated damages against delay of the work @ 1 % per week of delay of the estimated amount shown in the tender or contract amount whichever is higher per week. Maximum liquidated damages will be 10 % of the accepted contract sum.
20. Tenders will be considered only from recognized bonafide contractors in trade concerned. Each tenderer shall submit with his tender a list of large works of a like nature he has executed giving details as to their magnitude and cost of the proportion of work done by the Contractor in it and the time within which the works were completed.
21. The Contractor shall not be entitled to any compensation for any loss suffered by him on account of delays in commencing or executing the work, whatever the cause of delays may be, including delays arising out of modification to the work entrusted to him.



22. The successful tenderer is bound to carry out any or all items of work necessary for the completion of the job even though such items are not included in the quantities and rates. Schedule of instructions in respect of such additional items and their quantities will be issued in writing by Institute.
23. The successful tenderer must co-operate with the other contractors appointed by the Employer so that the work shall proceed smoothly with the least possible delay and to the satisfaction of the Institute.
24. The contractor must bear in mind that all the work shall be carried out strictly in accordance with the specifications made by the Institute and also in compliance of the requirements of the local public authorities and no deviation on any account will be permitted.
25. The tenderer shall have to use materials of the makes/manufacturers specified in the list of material approved brand and/or manufacture contained in this tender form.
26. The Contractor shall strictly adhere to the rules laid down by the Housing Society for carrying out repair & renovation works in the premises. Any penalty/ fine imposed by the Society due to non-adherence of laid down rules has to be borne by the Contractor.
27. The contractor shall strictly comply with the provision of safety code annexed hereto.
28. I.S. Code numbers wherever mentioned in the tender shall be the latest version of I.S. codes as on the date of opening of Tenders.
29. The security deposit of the successful tenderer will be forfeited if he fails to comply with any of the conditions of the Contract.
30. The Contractor shall submit the filled-up list of various items of works (Annexure -1) for its itemized rates for execution of any items not mentioned in the scope of work. The rates quoted shall be considered valid till the completion of the contract.
31. All disputes and differences of any kind whatever arising out of or in connection with the contract or the carrying out of the works (whether during the progress of the works or within 12 months from the date of virtual completion of the work and whether before or within 12 months of determination abandonment or breach of the contract) shall be referred to giving inter-alia full details of the matter under dispute like quantities, rates, amount claimed and the reason thereto and settled by the Institute shall be referred to the Arbitrator to be appointed by the Chairman, SMC. The Arbitrator shall have power to open up, review and revise any Certificate, opinion, decision requisition or notice, save in regard to the excepted matters, referred to in the preceding Clause and to determine all matters in dispute which shall be submitted to arbitration and of which notice shall have been given as aforesaid. The Arbitrator shall make his award within one year (or such further extended time as may be decided by him or them as the case may be with the consent of the parties) from the date of entering on the reference. In case during the arbitration proceedings the parties mutually settle, compromise or compound their dispute or difference, the reference to arbitration, the reference to arbitration and



the appointment of the Arbitrator shall be deemed to have been revoked and the arbitration proceedings shall stand withdrawn or terminated, with effect from the date on which the parties file a joint memorandum of settlement thereof; with the Arbitrator or the Arbitrators as the case may be. The submission shall be deemed to be a submission to arbitration within the meaning of the Arbitration & Conciliation Act, 1996 or any statutory modification thereof. It is agreed that the Contractor shall not delay the carrying out of the works by reason of any such matter, question or dispute being referred to arbitration, but shall proceed with the works with all due diligence and shall, until the decision of the Arbitrator or Arbitrators as the case may be, is given.

32. **CONTRACTOR TO INFORM HIMSELF FULLY:**

The contractor shall be deemed to have carefully examined the work and sited conditions including Labour, the general and special conditions, the specifications, schedules and drawings and shall be deemed to have visited the site of work, to have fully informed himself regarding the local conditions and carried out his own investigations to arrive at the rates quoted in the tender. In this regard he will be given necessary information available with the department but without any guarantee about its accuracy.

If the contractor shall have any doubt as to the meaning of any portion of the general conditions, or the special conditions or the scope of the work or the specifications and drawings or any other matter concerning the contract, he shall in good time, before submitting his tender, put forth the particulars thereof and submit them to the Institute, in writing in order that such doubts may be clarified authoritatively in writing before tendering. Once a tender is submitted, the matter will be decided according to tender conditions in the absence of such authentic pre-clarification.

I/We hereby declare that I/We have read and understood the above instructions for the guidance of tenderers.

Signature of Bidder with Seal



Annexure -1

(Itemized Rates of Various Items for execution of any items not mentioned in the scope of work)

Sl. No	Item	Unit	Rate
a	Excavation	CuM	
b	Sand Filling	CuM	
c	PCC (1:3:6)	CuM	
d	RCC (M-30) including shuttering & formwork	CuM	
e	Reinforcement works	Qt.	
f	Brick Work with Fly Ash Brick in 1:6 Cement Mortar	CuM	
g	15mm thick Plaster in 1:6 Cement Mortar	Sq.M.	

Signature of Bidder with Seal



SPECIAL CONDITIONS OF THE CONTRACT

1. Brief description of contract

Construction of B+G+2 School building in accordance with drawing issued by the Architect Consultant as per Clause No - 3 - Scope of work, and drawings as per directions & instructions given by the Client time to time including all Cost for Materials, all Cost of Manpower, Cost all Machineries, Tools and Plants, Contractor's Profit and Overhead.

2. Mode of Measurement:

- a) Sub-Structure : Stilt Slab Area
- b) Super-Structure : Floor Built-up Area including any elevational projections at slab level.
- c) Above Roof : Plan Area of Mumty, LMR, OHT& Lift machine Room.

3. Approximate Measurable Built-Up Area

- a) Basement Floor : 1340.39 Sq.M. (14428 Sq.Ft.)
- b) Ground Floor : 1333.25 Sq.M. (14351 Sq.Ft.)
- c) 1ST Floor : 1318.45 Sq.M. (14192 Sq.Ft.)
- d) 2nd Floor : 1318.45 Sq.M. (14192 Sq.Ft.)
- e) Head Room (Stair & LHR) : 143.29 Sq.M. (1542 Sq.Ft.)

4. Taxes & duties covered in Schedule of rates :

Schedule of rates shall be deemed to include and cover for all taxes, cess, levies, etc, including but not limited to E.S.I., WCT & P.F. for Labour, all types of education cess, transport charges, entry tax, Octroi, Toll Tax, stamp duties etc. including GST & Labour Cess,

Any Statutory Variation in taxes and duties during the validity period or complete execution of the scope of work, like increase or decrease on taxes, duties, government levies, in the present taxation structure or introduction of additional taxes by the State / Central / Local Authorities, shall be in the scope of Contractor.

5. Scope of Work :

The Contractor hereby agrees to execute and complete the Construction of Finished Structure in ready to use condition with complete services & installation except for those which are listed as "owners scope" and to do and perform all other acts and things as necessary to complete the Project in accordance with the specification and terms and conditions stipulated in the WO/Contract and Annexures attached hereto.

Contractor warrants that specification of material and equipment in the scope of contractor will pass on to the Client for approval and will be used after acceptance of Client.

Contractor shall be required to execute the work in co-ordination with the other contractors (if any) appointed by Client and work according to the instructions of Client on all matters pertaining to this Project.



The following will be in the scope of Contractor:

a. Sub-Structure:

- i. Excavation and Dewatering including Dressing and Compaction of soil base as required,
- ii. Sand filling & PCC below foundation
- iii. All RCC work including Scaffolding & form work, placement of Reinforcement, Fly ash Brick work in foundation (wherever required) etc.
- iv. Proper curing of all concrete work & de-shuttering
- v. Anti-termite treatment, Water proofing works in lift and ----- protection work
- vi. Backfilling around the periphery and disposal of surplus earth
- vii. External Plaster (wherever required)

b. Super-Structure:

- i. All RCC Framed Structure work including Scaffolding & form work, placement of Reinforcement etc.
- ii. Proper curing of all concrete work & de-shuttering
- iii. Fly Ash brick work with 2 no.s RCC bands in 75 mm / 100 mm thk.wall with mullion / bed block for doorframes.
- iv. All RCC upstand parapet, Lintel, all elevational projections
- v. Installation of Door Frames
- vi. Internal Plaster in wall and ceiling including providing Chicken/fiber Mesh, at joint of brick work with RCC surface.
- vii. All above terrace structures, LMR, OHT
- viii. Core structures on podium for Landscape features etc.
- ix. External Plaster.
- x. Construction of RCC columns is to be extended up to required height based upon Development Length of Reinforcement (1250mm Min.) above terrace roof for future extension, the cost of which may be included in the rates of 1st floor and no extra payment shall be entertained.
- xi. Necessary quality tests like slump test, concrete cube test, sieve analysis etc. as per direction of the Engineer-in-Charge should be conducted and reports submitted by the Contractor at his own cost to assure the quality control aspects and no extra payment shall be entertained.

c. Finishing Works:

- i. Supplying & Fixing of MS Grills as per the detailed drawings.
- ii. Installation of door & windows along with all accessories.
- iii. Internal wall finishing works including putty, primer & painting works as per the finishing schedule.
- iv. Exterior wall finishing at all levels including primer & painting works.
- v. Terrace slab water proofing & grading.
- vi. Flooring works as per specification using vitrified tiles, ceramic tiles, granite, paver blocks & chequered tiles in specified areas including skirting & wall cladding in toilet / kitchen walls etc. as per detail drawings.
- vii. Polishing of wood works wherever provided.
- viii. Kitchen & pantry platform wherever indicated.



ix. Plinth protection around the building as per the details.

d. Service Installation:

- i. Provisioning all internal electrical LT works including concealed or surface conduiting, wiring to points, installation of Electrical Panel, BDBs, Circuit Breakers, light/ power & fan fixtures etc.
- ii. Provisioning suitable number of earthing points.
- iii. Power supply provision for AC points.
- iv. Integrating the power system with existing power supply main including all wires & cables.
- v. Provision for integrating the solar power system / power backup system with main power supply system (Cost of solar power Installation / DG/ UPS etc. shall be in client's scope.)
- vi. Providing all water supply & plumbing system including overhead tank, UGR, connecting main from Bore well / UGR, all supply main, branch distribution, controllers & valves, point termination etc.
- vii. Providing complete sewerage disposal system comprising of soil waste & waste water line including all branches & down comers, manhole & inspection chambers, connection to existing manhole for final disposal etc.
- viii. Providing of rainwater harvesting / handling system including all down comers, surface drains, & recharge pits etc. as per detailed drawings.
- ix. Providing of all toilet fittings including traps, WCs, Basins, faucets, Showers, towel rails / rings, soap case holders, mirrors trap etc.
- x. Complete water supply & sewerage disposal system for kitchen, other wash areas etc.
- xi. Solid waste collection pit / micro-compost pit as per details.
- xii. OHT / URG provision for fire tank.
- xiii. Provisioning for internet & CCTV cables in all floors.
- xiv. Provisioning for telephone cables in meeting halls & warden/matron room.

6. Finishing Schedule

S. No	Designation	Finishing	
1.	Common for all Rooms	Room Door Frame	WPC and Painted Pressed Steel door frame as per details.
		Windows	Pressed Steel Windows (Glazed)
		Room Door Leaf	Laminated 32 mm thk. Flush doors
		Toilet Door frame	WPC Door Frame
		Toilet Door	Factory finished WPC door
		All Toilet Wall	Tile cladding upto 2250 mm Height
2.	Portico Parking Area	a. Flooring- Chequered tile over PCC Sub Base-1:3:6 b. Wall Finish – Two or More Coats of Weather coat over Primer Coat c. Ceiling- Two or More Coats Acrylic Distemper Paints over Primer Coat	



3.	Staircase	a. Flooring-Granite in Tread, Riser and Landing b. Wall Finish – Two or More Coats of Weather coat over Primer Coat c. Ceiling- Two or More Coats Acrylic Distemper over Primer Coat d. Hand Rail-SS 304 grade Hand Rail as per design
4.	Class Rooms / Labs / Lobbies	a. Flooring- Vitrified Tile-600 x 600 b. Wall Finish – Two or More Coats of acrylic emulsion paint over Primer Coat c. Ceiling- Two or More Coats Acrylic Emulsion Paints over Primer Coat
5.	Lift	a. Granite Cladding on Front Face & Door Sill
6.	Principal Room / Conference /	a. Flooring- Vitrified Tile-600 x 600 b. Wall Finish – Two or More Coats of acrylic emulsion paint over Primer Coat c. Ceiling- Two or More Coats Acrylic Emulsion Paints over Primer Coat
7.	Ramp Area	a. Flooring- Chequered Tile b. Wall Finish – Two or More Coats of acrylic emulsion paint over Primer Coat c. Ceiling- Two or More Coats Acrylic Emulsion Paints over Primer Coat. d. Grab Bar / Hand Rail-SS 304 grade Hand Rail as per design
8.	Common Toilet	a. Flooring- Raised flooring with approach ramp b. Floor Finish – Un Polished Vitrified Tile-600 x 600 c. Wall Finish – Tile cladding upto 2250 mm Height & rest Two or More Coats of acrylic emulsion over Primer Coat. d. Ceiling- Two or More Coats Acrylic distemper over Primer Coat Counter Basin with cantilever slab & granite top.

7. List of Makes / Brands

Sl.no.	Materials	Make
1.	RMC – (As per Grade Specified)	Ultratech / ACC Using PSC or PPC cement
2.	PPC/PSC	Ultratech Super/Nuvoco
3.	White Portland Cement	Birla white, JK white
4.	Reinforcement bar /(only primary Producer) structural steel (as per is 1786)	TISCON 550D/ JINDAL
5.	Distemper	ICI-AkzoNobel / Asian Paints/Birla Opus
6.	Water proof cement paint	Asian Paints / Snowcem India Ltd. / Tata Cemplus / Xydexl
7.	Wall Putty	JK / Birla
8.	Synthetic enamel paint	Asian paints / ICI-AkzoNobel/ Birla Opus
9.	Weather coat	Asian paints / ICI-AkzoNobel / Birla Opus
10.	Ceramic tiles / Vitrified Tiles	Johnson / Kajaria/Somany/Oasis



11.	White glazed tiles	Johnson / Kajaria/Somany
12.	Granite	Approved shade Min. 18mm Thick
13.	Chequered Tile	Min. 25mm Thk. of Approved Make
14.	Paver Tile	Min. 60mm Thk. of Approved Make
15.	Stair hand Rail	JSW SS – 304 Grade steel
16.	Pressed Steel Windows	TATA Pravesh /Other Approved make
17.	Door Hinges	SS 316 – Yale / Ozone
18.	uPVC door, windows, ventilators	Fenesta / Kommerling/ Hingel
19.	Floor spring for doors	Dorma / Godrej / Geze
20.	Locks	Godrej / Doorset
21.	Door closer	Dorma / Godrej / Ozone
22.	Sheet glass for windows	Saint Gobain/ AIS or ASAHI
23.	Float glass	Saint Gobain
24.	Polycarbonate sheeting	DPI / Palram
25.	Wooden Door Frame	1 st Quality Sal Wood
26.	WPC Door Frame	Alstone / Swadeshhaving minimum frame density of 900 kg/cum
27.	Wooden Doors	1 st Quality Teak Wood
28.	Ply-Wood, Block Board.	Green Ply confirming to IS-5509/ Century/ Merino
29.	Flush door	Green Gold confirming to IS-2202/ Century/ Merino
30.	Decorative Laminate (Min 1.0 Thk.)	Merino Lam/ Century/ Greenlam
31.	G.C.I. Sheet for roof	TATA, Jindal steel
32.	Gate valve / NRV	Zoloto / Gem
33.	Water tank (pvc)	Sintex / Oriplast
34.	uPVC pipe	Oriplast / Ashirvad/ Suprem
35.	CP Fittings	Jaquar/ Hindware
36.	Ceramic Fittings	Hindware / Jaguar
37.	GI pipe fittings	Tata / Jindal
38.	Electrical cable	Finolex / Havells / Poly cab
39.	Wire	Finolex / Havells / Poly cab
40.	MCB / MCCB	Siemens / Legrand / Havells
41.	Junction box	Legrand / Havells
42.	BLDC Fans	Havells / Orient Crompton / Poly cab
43.	Switches / Plugs / Poweroutlets	Legrand / Havells
44.	Light	Philips / Wipro / Havells
45.	External tile Cladding	MCM- A-series bricks, & Ash grey/ Flexura by Articlac , Wire-cut bricks (code-01/J2) & wood concrete board

For any item not specifically mentioned in this list, the same shall be approved from the institute / Architect, prior to procurement & execution.



8. Scope of Owner

- a) Providing open space for establishment of stock yard, fabrication yard, godown, office, labor hutments and establishment of plant and machinery inside the premises.
- b) Providing temporary power outlet at existing power mains on monthly bill payment by the contractor.
- c) Providing temporary Water outlet at existing tapping main line with provision of sump by the contractor.
- d) To execute the Work which are related to scope of work of Contractor by appointing separate agencies for
 - i. Anti-termite Works
 - ii. Fire Fighting Works
 - iii. Solar installation Works.
 - iv. Solar boiler / hot water generator (Except all plumbing works)
 - v. High tension power / substation works if any.
 - vi. Drilling Bore well if required
 - vii. Works related to STP, WTP & UGR (except Civil Work)
 - viii. Compound Wall Works
 - ix. Hardscaping & Landscaping Works
 - x. Any local/ Govt. issues, etc. will be handled and managed by client / owner.
 - xi. Installation of Lift.

9. Terms of Payment:

- a. Payments shall be made by the institute on achievement of following milestones (on pro-rata basis) as per Terms & Conditions as mentioned hereunder.

Milestone - 1	On Completion of Sub-Structure Work upto Plinth Level / Stilt Floor Level on pro-rata basis	15 % of contract Value
Milestone - 2	On Completion of RCC Work (all Columns, Slab & Beams, Elevational projections)	35 % of contract Value
Milestone - 3	On Completion of Brick Work & Plaster including all concealing works	15 % of contract Value
Milestone - 4	On Completion of Flooring & painting Works	15 % of contract Value
Milestone - 5	On Completion Doors / Window installation	05 % of contract Value
Milestone - 6	On Completion Service Installations	10 % of contract Value
Milestone - 7	After Snagging, De-snagging & Handover	05 % of contract Value

- b. Detailed scheduled of payment based on the above Milestones, further subdivided to each slab activity is to be worked out upon finalization of the tender & will be a part of the final agreement.
- c. The above Milestone payments are indicative and actual payment are to be made proportionally to the extents of works actually executed at site after due



- certified joint measurement.
- d. The final payment, with respect to the above payments terms shall be made after deducting stipulated Mobilization advance and retention money, adjustment of Secured Material Advance (if any) and any other deductions to be made from every Running Bill on a pro-rate basis.
 - e. All invoices shall be submitted to the institute for approval and processing the release of payment.
 - f. TDS admissible under rules shall be deducted from each running bill.

10. Retention Money:

5% of the gross value of the Certified work done shall be deducted from the interim and final bills certified work done value. Retention Money can be released on successful completion of Defect Liability Period, provided the Works are free from defects and the contractor has rectified all defects identified by the Project Manager/ Client's representative during Defect Liability Period.

11. Running Bill Certification:

The Contractor shall prepare, measure bills as directed by the Client (detailed measurement, abstract sheet, MTC, purchase bills, deviation statement for ongoing and completed work, materials reconciliation statement and any specific instructions which may be given in this regard by the Client and other supporting documents (as applicable). The bills in duplicate shall be submitted to the Client along with all supporting documents. GST amount has to be clearly mentioned in the Tax invoice submitted along with the Running Bill.

The Contractor shall submit all bills in the format approved (Hard & soft copies) by the client duly supported by detailed verified Measurements (as per IS code) /documents etc. If the bills are not submitted along with the required documents, then the last date on which submission is complete shall be considered as the date of submission of the bill. The contractor shall be entitled to receive payment proportionate to the part of work executed on submission of running account bills as per the terms stipulated in this WO / contract.

Ad-hoc of up to 70% Payment of RA Bill value as estimated by Client after preliminary scrutiny shall be released within 10 days of receiving the correct Interim invoice / RA Bill (including amongst others but not limited to all certified measurement sheets, proof of all compliances, deposits pertaining to labourcess, insurance, ESI, PF, etc.) after the Project Manager's / Client's approval. Such Ad-hoc payments shall be fully recovered from the payment due against the same RA Bill after Final scrutiny. Balance amount shall be released after certification (in 30 days of receipt of RA Bill with complete information) of the Project Manager/ Client In case the Contractor feels that the certain Works for which payment due has not been certified in any monthly bill, the Contractor has to notify Project manager, in writing, the said omission in the certificate within 10 days. The Contractor should include the said Works in his next R.A. Bill.



12. Completion Period:

The duration for completing the entire Project will be 600 calendar days including mobilization from the date of issue of work order / signing of agreement.

13. Extra Item:

Extra items shall be derived from the available contract items, wherever applicable, however for the items not available in the contract the rates for Extra Item / Non-Tendered Item shall be determined on the basis of actual / theoretical consumption of materials, and actual / theoretical use of labour, plant and machinery, as detailed below; consideration of actual or theoretical consumption shall be at sole discretion of the Project Manager / Client.

- a. Cost of materials actually used by the Contractor and /or by theoretical analysis of consumption of materials at Work, at no more than prevailing market rates, actually incorporated in the Work.
- b. Cost of labour actually used at the Site and /or by theoretical analysis of labour utilization on the Work at prevailing Labour Rate.
- c. Cost for the use of any plant and machinery dedicatedly for this item at the Site, on actual basis.
- d. 15% of the costs in respect of (a), (b) and (c) above, towards Contractor's establishment and all other costs like cost towards Power, Water & Tools/Tackles etc., and overhead and profit plus taxes as applicable except GST & Labour Cess (which will be paid extra). Contractor's overheads and profit shall not be allowed on free issue items.
- e. All applicable taxes (GST) and duties (Labour Cess) in respect of (a), (b), (c) & (d) above.

For this purpose, the Contractor shall submit to the Client detailed analysis of the rate proposed by the Contractor supported by relevant vouchers along with the estimated quantity of work item involved.

Rates for the extra items shall be preferably settled prior to commencement of these works but not later than 10 days after its commencement by the Contractor. However, if not settled prior to commencement of work, the assessment made by client shall be binding and accepted by contractor.

14. Project milestone and Work Breakdown Schedule:

Contractor have submitted the documents stating date of commencement and date of finish indicating detailed activities milestones which is attached to the WO/Contract as Annexure - 2 and contractor will updating the status of the same periodically and submitting to the Client in a weekly/ monthly report, as per Client demand.

15. Validity of the Order:

Prices are firm and fixed for the entire duration of project work completion and handover and shall remain valid till completion of the project as per completion schedule. There is no escalation of any kind applicable for the original scope since the applicable escalation charges have already been built into the rates agreed.



16. Defect Liability Period:

12 (Twelve) Months after completion of rectification of all defects to the satisfaction of the Client and date of issue of completion certified by the Client, including clearing of snag list and handover to the Client. This also include any period extended as a result of rectification of the work/change orders, between the Completion of original scope of work and completion of any extra items/ additional Works as might be included in the scope of Works during the scope of Contract; and during which period the Contractor shall be bound to replace and/or rectify and make good all defective materials, equipment and/or workmanship which arise in the Works or come to notice subsequent to the Completion of the Works and prior to the Final Completion of the Works without requiring the Client to bear any additional charges whatsoever.

17. Release of Drawings:

Two copies of Working Architectural/ Structural drawings marked 'Good for Construction' and duly signed by the Architect / Consultants shall be issued by the Project Manager / Client from time to time during the contract period, based on which the contractor shall prepare 'Shop drawings', 'Bar Bending Schedules', etc. as required for approval of the Project Manager / Client and proceed with construction work. Working drawings are diagrammatic but shall be followed as closely as actual construction permits. Any deviations made shall be in conformity with the direction of the Project Manager / Client and with the prior approval of the Project Manager / Client

- a. Architectural drawings shall take precedence over Structural drawings, which in turn shall take precedence over services drawings in regard to all dimensions.
- b. The Contractor shall verify all dimensions at the Site and bring to the notice of the Project Manager / Client discrepancies if any, the Project Manager / Client's decision in this respect shall be final.

18. Site Directive & Instruction:

Project Manager / Client /Architect may, at his absolute discretion and from time to time, issue further drawings and/ or verbal/ written instructions, details, directions, & explanations, which are hereafter collectively referred to " Site Directive/ Site Instruction" in regard to:

- a. Variation or modification of the design, quality or quantity of Works or the addition or omission or substitution of any work.
- b. Any discrepancy in the drawings or between the Schedule of Quantities and/or drawings and/or Specifications.
- c. Removal from the Site of any materials brought therein by Contractor and the substitution of any other material, therefore.
- d. Removal and/or re-execution of any work executed by Contractor.
- e. Dismissal from the Works of any persons employed therein.
- f. Opening up for inspection of any work covered up.
- g. Amending and making good of any defects.

Contractor shall forthwith comply with and duly execute any work comprised in such " SITE DIRECTIVE/ SITE INSTRUCTION" provided always that verbal instructions, directions and explanations given to contractor or his representative upon the Works



by Project Manager / Client shall, if involving a variation, be confirmed in writing by the contractor from the Project Manager / Client within seven days.

The Contractor shall maintain a Site Directive/ Site Instruction file at the Site office. All instructions received from the Project Manager / Client/ Architect relating to the Work shall be retained in the file with sign and date. All costs pertaining to ExtraWorks done at site due to the changes as recorded in the instruction register, if has to be paid to the contractor, the bill shall be substantiated with copies of approval recorded in the book.

19. Co-ordination of Work:

At the commencement of the Work, and from time to time, the Contractor shall co-operate with other Contractors, Sub- Contractors, persons engaged on separate Contracts in connection with the Project, Vendors, the Project Manager, the Client and the Architect for the purpose of the co-ordination and execution of various parts / phases of the Project. The Contractor shall determine and ascertain from the Vendors and persons engaged on separate Contracts, in connection with the Project, the extent of all chasings, cutting and forming of all openings, holes, details of all inserts, sleeves, etc. that are required to accommodate the various services.

The Contractor shall determine and ascertain the routes of all services and positions of all floor and wall openings, outlets, traps, the details of all inserts, equipment and services and shall carry out the construction and making good of all Works in accordance with and as shown, described and/or measured in the drawings, Specifications, and other Contract Documents. Also, the Contractor shall ensure that all required services, inserts, sleeves, embedment etc. are in place/position before he proceeds with his Work. Should the Contractor fail to comply with these requirements and the consequence of such failure necessitates the breaking, re-doing and making good of any Work, then the cost of all such breaking, re-doing and making good of any Work shall be to the account of the Contractor and shall be borne by him. No breaking and cutting of completed Work shall be done unless specifically authorized in writing by the Project Manager / Client. No Work shall be done over broken or patched Work without first ascertaining that the broken surface is adequately prepared and reinforced to receive and hold further Work, as determined by the Project Manager / Client

In order to ensure proper co-ordination is being undertaken, weekly meetings, chaired by the Project Manager / Client, will be held with the various Contractors and Architect/ Consultants, at which co-ordination will be discussed and minutes of actions proposed circulated.

20. Documents:

All document should be accompanied with the signed original documents i.e. Tax invoices, Challans, Test Certificates etc. All the documents and communications should have the WO reference.



21. Transit Insurance up to the site:

Transit Insurance or any other insurance as may be required for handling & delivery of supply to site shall be taken by the Contractor / Vendor and nothing extra shall be paid on this account.

22. Insurance Policies:

All insurances pertaining to manufacturing/ fabrication/ transportation/ installation related to the scope of work this WO shall be borne by the vendor/Contractor.

23. Statutory Permissions:

The Contractor shall be responsible for obtaining all necessary statutory approvals in relation to the Scope of Work. All statutory approvals concerning execution of works (movement of men, material, vehicles and equipment etc., installation of batching plant, water/ sewage disposal, etc.) shall be obtained by Contractor immediately upon issue of WO and make sure that the approvals are obtained on time and prior to the scheduled start date of Client operations.

Obtaining statutory approvals wherever applicable and liaison with concerned departments limited to the construction activities shall be Contractor's responsibility. Contractor shall also produce all required documents as and when required by the authorities and Client for inspection and do liaisoning for all audits with government authorities.

24. Liability for Defects in Material, Design and Workmanship:

Upon written request by Client, Vendor shall replace within a reasonable period any parts of the supply which, before the expiry of the warranty period, are proved to be defective or unusable due to defective material, faulty design or poor workmanship, provided that Client has notified Supplier in writing of the defects during the warranty period and immediately after discovery. Client shall give Supplier sufficient opportunity to carry out such replacement works. Replaced parts shall become Vendor's property. Vendor shall bear the costs of remedying the defective parts at its premises

25. Liability for Warranted Qualities :

The warranted qualities of the supply are only those qualities which have been expressly specified as such in the WO such warranties are valid until the expiry of the warranty period. Evidence of the warranted qualities shall be provided by any possible acceptance test. If the warranted qualities are not achieved or only partially achieved, Client may initially only require the Vendor to carry out the necessary remedial works. Client shall give Vendor the necessary time and opportunity to do so. If such remedial works fail completely or in part, Client may do reasonable reduction in price. If however, the defects are so major that they cannot be remedied within a reasonable time and provided the supply cannot be used for its specified purpose, or if such use is considerably impaired, Client may refuse acceptance of the defective part of the supplier, if partial acceptance is economically not justifiable, terminate the WO / Contract in such event. Vendor shall be liable for reimbursement of the sums paid to it for the parts of the supply affected by the termination.



26. Quality:

Quality is of paramount importance Contractor shall carry out work to highest quality matching with international standards as approved by Client with strict compliance to all required IS Standards/ Codes referring to the details as provided in the BOQ / list of make / Specifications In case of any discrepancy observed by the Client in the work done by the vendor will rectified / replaced immediately without any extra cost to Client

Technical Conformance: The scope of work executed shall be in strict conformity with the Technical Specifications specified in the WO / quote submitted and subsequent agreements between the Parties

Codes and Standards: All required codes & standards detailed in the specification are to be adhered to. The work shall be completely furnished in all respects in accordance with the technical specification as per the acceptable codes & standards

27. Unloading:

Contractor shall be responsible for unloading, stacking, storage of client supplied material at site as per the direction and entire satisfaction of Client And the cost of unloading and security of both client & contractor supplied materials are included in the quoted price. Contractor will do necessary arrangement to unload the material safely and secure storage.

28. Accommodation & Material Storage:

Client will provide the space for Labour accommodations and the contractor will be responsible for making all arrangement in the designated space to build Labour hutment. Institute will give the space for material storages / site office, Contractor shall be responsible for making it lockable and Security for the same till handover. The store/ office can be shift from place to place during the course of execution as per the site requirement on the instruction of Client The cost for the same shall be part of the quoted rates/ contract amount

29. Electricity & Water:

Electricity for illumination of site, labour hutment premises and for running of equipment and machinery for construction purposes and water for consumption of labour and for construction to be provided by Client on monthly payment basis at one point within the site premises to the contractor. Contractor shall be responsible to make all necessary arrangements for further distribution from the source to the work front

If due to any reason Electricity is not be available, then Contractor has to arrange the same for lighting & testing purpose. At no circumstance work should not hamper due to lack of Electricity

30. EHS:

Contractor shall follow the EHS requirements strictly. Contractor shall be required to maintain the site and surroundings in a neat and orderly manner free from debris and



unwanted material. Construction debris, slush and unwanted material to be disposed off from site on daily basis without accumulating at site and not to cause hindrance to other scope of works. Location and neighborhood specific interventions, as outlines have to be implemented from the start

Minimum PPE such as safety helmet, safety shoe / gumboot, reflective jackets should be used by every person working at site. The site must be a no smoking, no tobacco zone.

The Contractor shall at all the times carry out Works in clean and tidy manner. Contractor shall keep all the materials properly stacked and organized. The Contractor shall keep the site free of slush and without any stagnation/ ponding of water. The site shall be kept in a continuous dewatered state with the agreed infrastructure of pumps for dewatering mobilized from the start of works and made/ kept operational at all times along with back-up equipment, as per directions of Client. On completion of the Works, Contractor shall properly clean the Site and its surroundings.

31. CAR Policy:

The Contractor shall take out Contractors' All Risk (CAR) Insurance Policy and other necessary policies in the name of the contractor beneficiary DAV Public School, Sambalpur. The original policies shall be deposited with the Client within 10 days of execution of the Contract the policies shall cover the clauses as under.

Contractor's All Risk Insurance Policy to cover the following:

- 31. a. The minimum value of CAR Policy shall be
 - i. the Contract Value plus 10% of the Contract Value
- 31. b. Coverage of the policy should include, amongst others, force majeure or any other disturbances which could cause an impact on the Project/ execution of Works.
- 31. c. All Plant, machinery and infrastructure owned and provided by the Contractor for the Project.
- 31. d. Damage insurance against loss or damage by fire or any other disaster
- 31. e. The insurance should cover cost of all material free supplied by Client.

32. Third Party Insurance including Cross Liability:

Third Party Insurance including Cross Liability to cover for any damages to third party, to a limit of not less than Rs.1,000,000 /- (Rs. Ten Lacs only) in each accident and to a limit of not less than Rs.25,000,000 (Rs. Two-fifty Lacs only) for all accidents. The Policy shall be valid up to the end of the Defects Liability Period, including any extensions granted and shall include any damage to the properties including surrounding and adjacent properties and/or injury including death to the persons of the general public and anyone else deemed to be third party. Provided that the limits specified above shall operate only as a specification of minimum limits for insurance purposes, but shall not in any way limit the Contractor's liability to terms of this clause to the limit(s) specified.



Period of policies: All Insurance covers mentioned above shall be kept valid during the completion period of Contract plus the defects liability period. Copies of said Insurance Policies, in format approved by the Client, shall be lodged with the Client, or Client's authorized representative prior to Contractors start of Work on site.

33. Workmen's compensation Insurance:

Workmen's compensation Insurance to the limit to which compensation may be payable under the laws of the Republic of India [Policy to cover Contractor's liability under Workmen's Compensation Act 1923, Minimum Wages Act 1948, Contract Labour (Regulation and Abolition) Act 1970 and other relevant Acts listed elsewhere to cover the Contractors liability under the applicable labour laws. This shall be for the period up to Final Completion of the Work. The Contractor's liability under this policy shall also include the Sub-Contractors liability under the applicable labour laws.

34. Failure to insure:

If the Contractor fails to comply with the terms of this clause, the Client may effect the insurance and deduct the expenses made for insurance from the amount payable to the Contractor or may, at his option, refuse payment of any amount payable to the Contractor until the Contractor complies with this condition.

35. Indemnity & Insurance:

The contractor for this contract shall perpetually keep the institute indemnified against all losses, defects, action, claims, cause of action on any account whatsoever, and shall insure the constructed works against failure, fire, riots, civil commotion and natural calamity till such time the work is continuing. Workmen's compensation and third party Insurance shall be made by the contractor & submitted along with every RA Bill.

36. Termination by Client:

Client shall be entitled to terminate the WO with and/or without cause. If Client terminates the WO with 'Cause' then Client shall be entitled to seek refund of the advance amounts paid to Contractor in terms hereof. The termination is without prejudice to any rights or claims which may have accrued to Client prior to the date of termination.

In the event of termination without cause, Client shall pay to the Contractor vices any part of the Contractor remuneration which has accrued prior to the termination that has not been paid (including any unbilled fees for services provided or reimbursable expenses).

Contractor agrees that, at such time as Contractor is no longer providing services to Client in terms hereof, or at the expiration of this WO, whichever shall first occur, Contractor will deliver to Client (and will not keep in possession, recreate or deliver to anyone else) any and all devices, records, data, software, notes, reports, proposals, lists, correspondence, specifications, materials, equipment, other documents or property, or reproductions of any afore mentioned items developed by Contractor pursuant to this WO or otherwise belonging to Client.



37. Termination by Contractor:

Termination by Contractor shall not be entitled to terminate the WO without cause and shall be required to give at least 30 days prior written notice before termination.

38. Non-Assignability:

Contractor shall not assign its rights and obligations under this WO without the prior approval of Client

39. Settlement of Disputes & Arbitration:

Decisions, directions, clarifications, measurements, drawings and certificates with respect to any matter the decision for which is specially provided for by these or other special conditions to be given and made by the Client's Representative or by the Project Manager are matters which are referred to hereinafter as exempted matters and shall be final and binding upon the Contractor

and shall not be set aside on account of non-observance of any formality, any omission, delay or error in proceeding in or about the same or on any other ground or for any reason and shall be without appeal. They shall be specifically excluded from the scope of arbitration proceedings hereinafter referred to

Subject to the aforesaid in the event of any dispute or difference between the parties hereto as to the construction or operation of this Contract, or the respective rights and liabilities of the parties on any matter in question, dispute or difference on any account or as to the withholding by the Client of any certificate to which the Contractor may claim to be and entitled to or if the Client fails to make a decision within the aforesaid time, then and in any such case, but except in any of the exempted matters referred to in the above clause, the Contractor after 90 days of its presenting final claim on the disputed matters, may demand in writing that the dispute or difference be referred to and settled by a sole arbitrator to be appointed by the Chairman, SMC. The award of the Arbitrator, shall be final and binding on both the parties. The provision as per the Arbitration and Conciliation Act 1996 shall apply to such arbitration. The arbitration venue shall be at Bhubaneswar, Odisha. The procedure for the arbitration shall be determined by the arbitrator. Costs of such arbitration shall be equally shared between the Client and the Contractor

The Contractor shall not, except with the consent in writing of the Client, in any way delay the carrying out of the Work by reason of such matter, question or dispute being referred to arbitration, but shall proceed with the work with all due diligence and shall, until the decision of the arbitrator is given, abide by the decision of the Client and no award of the arbitrator shall relieve the Contractor of its obligations to adhere strictly to the Client, the Client's Representative's or the Project Manager's instructions with regard to the actual carrying out of the Work except as specifically affected by such award.

Contractor indemnifies and shall keep the Client indemnified from any claim, demand, action or proceedings of any kind, against Client in respect of loss, injury or damage to property or person (including anything caused by the contractor's employees or equipment or machinery deployed/ kept at site), injury or damage to property or person (Client's property, neighbour's property or person) arises out of any negligent act, error or omission by the contractor, its workers, agents or employees



40 :- Statutory Requirements (Policies & Insurance) (as applicable):

In carrying out its obligations under this Contract, including the performance of Work, Contractor shall at all times comply with all applicable state/central government and municipal laws, regulations, standards, and codes. Contractor shall obtain all applicable permits, licenses, exemptions, consents and approvals required for the Contractor to manufacture and deliver the Goods and perform the Services. at their own cost and submit the relevant documents to Client from time to time along with the RA Bill or as and when required by Client. The documents as per government norms such as specified below but not limited to,

- i. Labour registration in Odisha
- ii. Employees State Insurance
- iii. Provident Fund for workers
- iv. Medical / health insurance (if required)
- v. Third party Insurance Policy / CAR (Contractors' All Risk) Policy
- vi. Workmen Compensation Policy

41. Submittals by Contractor:

The following documents shall be submitted by Contractor within 15 (fifteen) days from the date of issue of WO/ Contract.

- i. Copy of all Policies, Insurance and other applicable documents as per WO / Contract.
- ii. Bar Chart & PERT chart before commencement of work and the progress chart during the course of work.

42. Notices:

All notices demands or other communications required to be given or made hereunder shall be in English language, in writing and shall be sent to the representatives of respective Party by email to be followed by courier of international repute or registered post to be addressed to the intended recipient thereof at its address given in this WO or to such address as any Party may, from time to time, notify to the other Party in writing.

43. Special Notes:

- a) The contractor shall take the prior approval from Institute 's Engineer/ Architect for subletting the job evenif the same is to a specialized agency.
- b) In case Institute 's Engineer/ Architect rejects a particular work the tenderer shall remove the same within two days and no payment shall be made for such work.
- c) **The electrical installation works are to be carried out by engaging licensed electrical contractor. The successful tenderer shall submit the photocopy of Electrical Contractor's license at the time of execution of work. The copy of license of Electrical Supervisor and electricians also are to be submitted.**
- d) The contractor shall submit the single line drawing of electrical installations/wiring of completed work along with the final bill.



- e) The contractor shall submit the Test Certificate of the Electrical installations carried out by him as per requirement of local Electrical supply Authority, Indian Electricity Rules, and Indian Electricity Act.
- f) Being an operational school campus, the Contractor shall ensure that there shall not be any problem, disturbance in classes/ offices/other areas/floors as the work is to be executed in working school hours.
- g) The Contractor shall depute one electrician and one helper during office hours to avoid any electrical breakdown in electrical installation.
- h) The contractor has to carry out the job strictly as per specification spelt out in the bill of quantities, the drawings, instructions that may be issued by the Engineer-in-charge and the specification of the Bureau of Indian Standards, National Building Code etc.
- i) In case of any discrepancy between the specifications and the drawings, the details mentioned in the specifications / Bill of quantities may be taken as final.



FORM OF TENDER

To,

.....
.....
.....

Dear Sir,

Re: "Tender for Establishment of B+G+2 School Building at DAV Public School, Sambalpur"

Having examined the plans/ specifications and schedule of quantities, and satisfying ourselves as to various conditions stated, I/we hereby offer to execute the above works at the mentioned rates which I/we have quoted for the items in the Schedule of Quantities.

I/ we enclose demand draft/ Bankers's cheque for/- (Rupees only) towards Earnest Money deposit for the execution of the works at my/ our tendered rates, together with any variations at later stage, should the work be awarded to me/ us.

In the event of this tender being accepted, I/we agree to enter into and execute the necessary contract required by you. I/ We do hereby bind myself/ourselves to forfeit the aforesaid deposit of/- (Rupees only) in the event of our refusal or delay in signing the Contract Agreement. I/we further agree to execute and complete the work within the time frame stipulated in the tender documents.

I/we agree to pay GST, Sales Tax, Works Contract Tax, Excise Tax, Octroi, VAT, Duties, all Royalties and all other applicable taxes prevailing and be levied from time to time on such items for which the same are Leviable and the rates quoted by me/us are inclusive of the same.

I/we understand that you are not bound to accept the lowest tender or bound to assign any reasons for rejecting our tender. I/we further understand that Institute may award Contracts to more than one Contractor and that I/ we shall make no claims whatsoever if Institute accept only a part of my/ our tender. We unconditionally agree to Institute preconditions as stipulated in the tender documents.

Institute reserves the right to terminate our contract and forfeit the Earnest money deposit paid by us in additions to recovery of all the dues to the Institute from the payment receivable by us. Further we may also be barred from tendering in future for the Institute and its subsidiaries.

Any Commercial disclosure in the Envelope No. 1 will disqualify me/ us without any further scrutiny.

I/we enclose herewith the completed tender documents duly signed in duplicate.

Yours truly,

[To be signed by the Authorized Representative of
Tenderer holding Power of Attorney]

Place:

Date :



Specification

Note:

- a. These specifications are to be read in conjunction to relevant drawings & details.
- b. All the item of works mentioned are to be complete in nature & without any additional payment for any of the fittings, fixtures, workmanship or missing item.
- c. In case of any doubt or clarification, same may be referred to the consultant for any clarification.

Civil Work

S.No.	Item	Item Description
1	Demolition	
	a.	Demolishing cement concrete manually/ by mechanical means including disposal of material within 50 metres lead as per direction of Engineer - in - charge.
	b.	Demolishing brick work manually/ by mechanical means including stacking of serviceable material and disposal of unserviceable material within 50 metres lead as per direction of Engineer-in-charge.
2	Earth Work	Earth work in excavation by mechanical means (Hydraulic excavator) / manual means in foundation trenches or drains, including dressing of sides and ramming of bottoms, lift upto 1.5 m, including getting out the excavated soil and disposal of surplus excavated soil as directed, within a lead of 50 m.
3	Sand Filling	Supplying and filling in plinth with sand under floors, including watering, ramming, consolidating and dressing complete.
4	PCC	Providing and laying in position cement concrete of specified grade excluding the cost of centering and shuttering - All work up to plinth level: 1:3:6 (1 Cement: 3 coarse sand (zone-III) derived from natural sources: 6 graded stone aggregate 40 mm nominal size derived from natural sources)
5	Centering and shuttering	Centering and shuttering of forms for placing the concrete shall be including strutting, propping etc. and removal of form for using Steel Shuttering / Cup-lock / Acro as prop & bracing and 12mm thick film faced shuttering ply / steel plate as RCC formwork. The type, shape, size quality and strength of all materials of which the forms are made shall be subject to the approval of the Engineer-in-charge, Forms shall be used wherever necessary to confine the concrete to shape it to the required lines or to ensure against contamination of the concrete by materials caving or sloughing in adjacent surfaces left by excavation. Forms shall have sufficient strength to with stand the pressure resulting from placement and vibration of concrete and shall be maintained rigidly in correct position. Forms shall be substantial and unyielding so that concrete placed in them confirm the design dimensions and contours Forms shall be sufficiently tight to prevent leakage of mortar from concrete. Additional forms ties shall be used as and when necessary and inclusive of necessary treatment or coating of forms. After the forms are erected before any concrete is placed, the forms shall be inspected for line, level and grade with respect to



		the structure, adequacy of bracing, free from dirt fixtures, Keyways and openings, etc.
6	Concrete	Providing and laying in position ready mixed or site batched design mix cement concrete for reinforced cement concrete work; using coarse aggregate and fine aggregate derived from natural sources, Portland Pozzolana / Ordinary Portland /Portland Slag cement, admixtures in recommended proportions as per IS: 9103 to accelerate / retard setting of concrete, to improve durability and workability without impairing strength; including pumping of concrete to site of laying, curing, carriage for all leads; but excluding the cost of centering, shuttering, finishing and reinforcement as per direction of the engineer-in-charge, for the following grades of concrete. Concrete of M30 grade with minimum cement content of 350 kg /cum
7	Brick Work	
	a.	Brick work with non-modular fly ash bricks conforming to 15:12894, class designation 10 average compressive strength in Cement mortar 1 :6 (1 cement: 6 Coarse sand)
	b.	Half brick masonry with non-modular fly ash bricks conforming to 15:12894, class designation 10 average compressive strength in Cement mortar 1 :4 (1 cement: 6 Coarse sand)
8	Internal Plastering	16mm thick cement plaster 1:6 (1 cement: 6 fine sand) over the internal wall surface including cost of all materials labour and T&P etc complete
9	External Plastering	12mm thick cement plaster to Outside wall surface in 1:6 (1 cement: 6 fine sand) cement mortar over the wall surface including cost of all materials labour and T&P etc complete.
10	Ceiling Plaster	6mm thick cement plaster 1:3 over the RCC ceiling surface including cost of all materials labour and T&P etc complete.
11	Putty Works (Wherever Mentioned)	Providing and applying white cement-based putty of average thickness 1 mm, of approved brand and manufacturer, over the plastered wall surface to prepare the surface even and smooth complete.
12	Cement Primer	Applying one coat of waterbased cement primer of approved brand and manufacture on wall surface.
13	Inside paint	
	a. Acrylic emulsion (Wherever Mentioned)	Wall painting with premium acrylic emulsion paint of interior grade, having VOC (Volatile Organic Compound) content less than 50 grams/ litre of approved brand and manufacture, including applying additional coats wherever required to achieve even shade and colour.
	b. Acrylic Distemper (Wherever Mentioned)	Distemping with 1st quality acrylic distemper (ready mixed) having VOC content less than 50 gram/litre, of approved manufacturer and of required shade and colour all complete to achieve even shade and colour : two or more coats over and including water thinkable priming coat with cement
14	Outside Painting	Finishing walls with Acrylic Smooth exterior paint of required shade. Two or more coat applied @ 1.67 ltr/10 sqm over and including priming coat of exterior primer applied @ 2.20 kg/10 sqm



15	Enamel Paint	Painting MS / Wood Work with synthetic enamel paint of approved brand and manufacture of required colour to give an even shade (two or more coats) including a coat of approved steel primer.
16	Flooring	
	a. Vitrified Tile	Providing and laying vitrified floor tiles in different sizes (thickness to be specified by the manufacturer) with water absorption less than 0.08% and conforming to IS: 15622, of approved make, in all colours and shades, laid on 20mm thick cement mortar 1:4 (1 cement: 4 coarse sand), jointing with grey cement slurry @ 3.3 kg/ sqm including grouting the joints with white cement and matching pigments etc., complete.
	b. Grouting (Wherever Mentioned)	Grouting the joints of flooring tiles having joints of 3 mm width, using epoxy grout mix of 0.70 kg of organic coated filler of desired shade (0.10 kg of hardener and 0.20 kg of resin per kg), including filling / grouting and finishing complete as per direction of Engineer-in-charge
	c. Granite Flooring	Providing and laying Polished Granite stone flooring in required design and patterns, in linear as well as curvilinear portions of the building all complete as per the architectural drawings with 18 mm thick stone slab over 20 mm (average) thick base of cement mortar 1:4 (1 cement : 4 coarse sand) laid and jointed with cement slurry and pointing with white cement slurry admixed with pigment of matching shade including rubbing, curing and polishing etc. all complete as specified and as directed by the Engineer-in-Charge.(For Concourse / Veranda / Staircase). Polished Granite stone slab colour of Black, Cherry/Ruby Red or equivalent
	d. Ceramic Floor Tile	Providing and laying Ceramic glazed floor tiles of size 300x300 mm (thickness to be specified by the manufacturer), of 1st quality conforming to IS : 15622, of approved make, in all colours, shades, except White, Ivory, Grey, Fume Red Brown, laid on 20 mm thick bed of cement mortar 1:4 (1 Cement : 4 Coarse sand), jointing with grey cement slurry @ 3.3 kg/ sq.m. including pointing the joints with white cement and matching pigments etc., complete.
	e. Ceramic Wall Tile	Providing and fixing 1st quality ceramic glazed wall tiles conforming to IS: 15622 (thickness to be specified by the manufacturer), of approved make, in all colours, shades except burgundy, bottle green, black of any size as approved by Engineer-in-Charge, in skirting, risers of steps and dados, over 12 mm thick bed of cement mortar 1:3 (1 cement : 3) coarse sand) and jointing with grey cement slurry @ 3.3kg per sqm, including pointing in white cement mixed with pigment of matching shade complete.
17	WPC Door Frame	Providing and fixing factory made single extruded WPC (Wood Polymer Composite) door Frames/ Chowkath comprising of virgin PVC polymer of K value 58-60 (Suspension Grade), calcium carbonate and natural fibres (wood powder/ rice husk/wheat husk) and nontoxic additives (maximum toxicity index of 12 for 100 gms) fabricated with mitered joints after applying PVC solvent cement and screwed with full body threaded star headed SS screws having minimum frame density



		of 750 kg/ cum, screw withdrawal strength of 2200 N (Face) & 1100 N (Edge), minimum compressive strength of 58 N/mm ² , modulus of elasticity 900 N/mm ² and resistance to spread of flame of Class A category with property of being termite/borer proof, water/moisture proof and fire retardant and fixed in position with M.S hold fast/lugs/SS dash fasteners of required dia. and length complete as per direction of Engineer-In- Charge. (M.S hold fast/lugs or SS dash fasteners shall be paid for separately). Note: For WPC solid door/window frames, minus 5mm tolerance in dimensions i.e. depth and width of profile shall be acceptable. Variation in profile dimensions on plus side shall be acceptable but no extra payment on this account shall be made.
18	Pressed Steel Door Frame	Providing and fixing pressed steel door frames conforming to IS: 4351, manufactured from commercial mild steel sheet of 1.60 mm thickness, including hinges, jamb, lock jamb, bead and if required angle threshold of mild steel angle of section 50x25 mm, or base ties of 1.60 mm, pressed mild steel welded or rigidly fixed together by mechanical means, including M.S. pressed butt hinges 2.5 mm thick with mortar guards, lock strike plate and shock absorbers as specified and applying a coat of approved steel primer after pre-treatment of the surface as directed by Engineering- charge.
19	Flush Door	Providing and fixing ISI marked flush door shutters conforming to IS : 2202 (Part I) non-decorative type, core of block board construction with frame of 1st class hard wood and well matched 3 ply veneering with vertical grains or cross bands and face veneers on both faces of shutters: 32 mm thick including ISI marked Stainless Steel butt hinges with necessary screws, hardware, locks, door closers etc. & lipping with 2nd class teak wood battens 25 mm minimum depth on all edges of flush door shutters along with 1.0mm thick decorative veneer on both faces.
20	Melamine Polish (Wherever Mentioned)	<p>Polishing in high gloss/matt finish melamine clear polish on wood work in required colour/wooden shade texture with following process in the sequence as detailed below:</p> <ol style="list-style-type: none"> 1. The surface to be polished is rubbed with sand paper 80/ 120 no. and then with sand paper of 160/180 nos. 2. Applying two coats of sealer with spray gun and allowing sufficient drying time for 1st coat and 2nd coat is allowed to dry for 8 to 12 hrs. 3. On drying of sealer coat, wet rubbing with emery cloth of finer grading with ample water to remove excess sealer layer and make the surface further smooth after this wet rubbing, then surface is applied with special grade melamine fillers to fill all the small and big holes/grooves etc. Filler coat to be allowed to dry for 4 to 6 hrs on which again a light wet rubbing is done this surface is further allowed to dry for 12 hrs. 4. On this, 1st coat of melamine polish is applied with spray gun using melamine clear polish and melamine thinner in required proportion.



		<p>This 1st coat is allowed to dry for 24 hrs then this dry surface is again fine wet rubbed smooth, which is further allowed to dry for 12 hrs.</p> <p>The final melamine polish is applied with compressor pressure spray gun using melamine clear polish and melamine thinner mixed in required proportion complete as per direction of Engineer-in-Charge. (Final coat to be done in 1 or 2 layers without gap of time.)</p>
21	WPC Door Panels (Wherever Mentioned)	<p>Providing and fixing factory made single extruded 30.0 mm Thick WPC (Wood Polymer Composite) solid decorative type flush door shutter of required size comprising of virgin polymer of K value 58-60 (Suspension Grade), calcium carbonate and natural fibres (wood powder/ rice husk/wheat husk) and nontoxic additives (maximum toxicity index of 12 for 100 gms) having minimum density of 650 kg/cum and screw withdrawal strength of 1800 N (Face) & 900 N (Edge), minimum compressive strength 50 N/ mm², modulus of elasticity 850 N/mm² and resistance to spread of flame of Class A category with property of being termite/ borer proof, water/moisture proof and fire retardant. WPC to be laminated with PVC foil of minimum 14 microns thick of approved design pasted with hot melt adhesive on both faces of shutter and fixing with stainless steel butt hinges of required size with necessary full body threaded star headed counter sunk S.S screws, all as per direction of Engineer-In- Charge. (Note: The item includes stainless steel butt hinges, necessary S.S screws and all necessary hardware.)</p>
22	UPVC Window	<p>Providing and fixing factory made uPVC white colour sliding glazed window upto 1.50 m in height dimension comprising of uPVC multi-chambered frame with in-built roller track and sash extruded profiles duly reinforced with 1.60 ± 0.2 mm thick galvanized mild steel section made from roll forming process of required length (shape & size according to uPVC profile), appropriate dimension of uPVC extruded glazing beads and uPVC extruded interlocks, EPDM gasket, wool pile, zinc alloy (white powder coated) touch locks with hook, zinc alloy body with single nylon rollers (weight bearing capacity to be 40 kg), G.I fasteners 100 x 8 mm size for fixing frame to finished wall and necessary stainless steel screws etc. Profile of frame & sash shall be mitred cut and fusion welded at all corners, including drilling of holes for fixing hardware's and drainage of water etc. After fixing frame the gap between frame and adjacent finished wall shall be filled with weather proof silicon sealant over backer rod of required size and of approved quality, all complete as per approved drawing & direction of Engineer-in-Charge.</p>
23	Pressed Steel Window (TATA Pravesh Vista or equivalent)	<p>Providing and fixing factory-made glazed windows with shutter outside & 5mm thick clear float/sun-ban glass made out of 1.0 mm thick GI sheet and polyester painted complete along with all fittings & fixtures. (TATA Pravesh Vista or equivalent)</p>



24	MS Grill	Structural steel work in single section, fixed with or without connecting plate, including cutting, hoisting, fixing in position and applying a priming coat of approved steel primer all complete.
25	Staircase Handrail	Providing and fixing stainless steel (Grade 304) railing made of Hollow tubes, channels, plates etc., including welding, grinding, buffing, polishing and making curvature (wherever required) and fitting the same with necessary stainless steel nuts and bolts complete, i/c fixing the railing with necessary accessories & stainless steel dash fasteners, stainless steel bolts etc., of required size, on the top of the floor or the side of waist slab with suitable arrangement as per approval of Engineer-in charge.
26	Plinth Protection	Making plinth protection 50mm thick of cement concrete 1:3:6 (1 cement: 3 coarse sand (zone-III) derived from natural sources: 6 graded stone aggregate 20 mm nominal size derived from natural sources) over 75mm thick bed of dry brick ballast 40 mm nominal size, well rammed and consolidated and grouted with fine sand, including necessary excavation, levelling & dressing & finishing the top smooth.
P.H. / Water Supply Work		
Sanitary Installations		
27	Waste Water / Soil Waste Pipe	Providing and fixing uPVC pipes of different dia as per IS class B (I.S.13592) in both horizontal & vertical stack & as per approved design, fixed by using approved bracket / lugs / Plugs / saddles/ Clamps etc. at regular intervals, including all bents, tees, sockets etc. & jointing with , adhesive, sealant, seal ring, including cutting brick work and fixing in cement mortar 1:4 (1 cement : 4 coarse sand) and making good the wall etc. complete.
28	Gully Trap	Providing and fixing square-mouth FRP / GRC gully trap complete with grating & brick masonry chamber with water tight FRP cover with frame of 300 x300 mm size (inside), With Fly Ash (non-modular) bricks of class designation 10
29	Manhole	Constructing brick masonry manhole in cement mortar 1:4 (1 cement : 4 coarse sand) with R.C.C. top slab with 1:1.5:3 mix (1 cement : 1.5 coarse sand (zone-III) : 3 graded stone aggregate 20 mm nominal size), foundation concrete 1:4:8 mix (1 cement : 4 coarse sand (zone-III) : 8 graded stone aggregate 40 mm nominal size), inside plastering 12 mm thick with cement mortar 1:3 (1 cement : 3 coarse sand) finished with floating coat of neat cement and making channels in cement concrete 1:2:4 (1 cement : 2 coarse sand : 4 graded stone aggregate 20 mm nominal size) finished with a floating coat of neat cement complete as per standard design : Inside size 90x80 cm and 45 cm deep including FRP cover with frame 455x610 mm internal dimensions. With Fly Ash (non-modular) bricks of class designation 10
30	Half stall urinal	Providing and fixing white vitreous China flat back half stall urinal of size 580x380x350 mm with Concealed Stop Cock flushing arrangement cistern, with fittings, standard size C.P. brass flush pipe, spreaders with unions and clamps (all in C.P. brass) with waste fitting as per IS : 2556,



		C.I. trap with outlet grating and other couplings in C.P. brass, including painting of fittings and cutting and making good the walls and floors wherever required.
31	Modesty Panel	Providing and fixing of moulded Granite modesty panels of size 1200 X 400 mm with rounded corners, in between urinals & embedded within wall.
32	WC	Providing and fixing white vitreous China extended wall mounting water closet of size 780x370x690 mm of approved shape including providing & fixing white PVC cistern with dual flush fitting, of flushing capacity 3 litre/ 6 litre (adjustable to 4 litre/ 8 litres), including seat cover, and cistern fittings, nuts, bolts and gasket etc complete.
33	Health Faucet	Providing and fixing of Hand Shower (Health Faucet) - Jaquar - ALD-573 with 8mm Dia, 1.2-Meter-Long Flexible Tube & Wall Hook etc. all complete including all materials, labours etc. complete as per direction of Engineer in charge.
34	Toilet Fixtures	SS soap Dish Holder / Mirrors at Basin Points as per details
35	Wash Basin	Providing and fixing wash basin with C.I. brackets, 15 mm C.P. brass pillar taps, 32 mm C.P. brass waste of standard pattern, including painting of fittings and brackets, cutting and making good the walls wherever require: White Vitreous China Wash basin size 630x450 mm. Note- Arrangement for Counter top / Bottom shall be provisioned as per the details. SS bottle trap shall be provisioned for all basins
36	Towel Rail	Providing and fixing of Single Towel Rail Model - ACN-1111 SM, 600mm long Stainless Steel etc. all complete including all materials, labours etc. complete as per direction of Engineer in charge. (Ground Floor 5 Nos + First Floor 7 Nos)
37	Shower Rose	Providing and fixing C.P. brass shower rose with 15- or 20-mm inlet 150 mm diameter (Jaquar Make)
38	Rain Water Pipe	Providing and fixing on wall face unplasticized Rigid PVC rain water pipes conforming to IS : 13592 Type A, along with uPVC pipe clips including jointing with seal ring conforming to IS : 5382, leaving 10 mm gap for thermal expansion, (i) Single socketed pipes.
39	Rain Water Pipe	Constructing brick masonry chamber for underground C.I. inspection chamber and bends with bricks in cement mortar 1:4 (1 cement : 4 coarse sand) FRP cover with frame 455x610 mm internal dimensions, R.C.C. top slab with 1:1.5:3 mix (1 cement : 1.5 fine sand : 3 graded stone aggregate 20 mm nominal size), foundation concrete 1:5:10 (1 cement : 5 fine sand : 10 graded stone aggregate 40 mm nominal size), inside plastering 12 mm thick with cement mortar 1:3 (1 cement : 3 coarse sand), finished smooth with a floating coat of neat cement on walls and bed concrete etc. complete as per standard design: Inside dimensions 455x610 mm and 45 cm deep for single pipe line, With fly ash (non-modular) bricks of class designation 10
Water Supply		
40	OHT	Providing and placing on terrace (at all floor levels) polyethylene water storage tank, IS : 12701 marked, with cover and suitable locking



		arrangement and making necessary holes for inlet, outlet and overflow pipes but without fittings and the base support for tank.
41	CPVC Supply Line	
	a. Concealed Works	Providing and fixing Chlorinated Polyvinyl Chloride (CPVC) pipes of various diameter, having thermal stability for hot & cold-water supply, including all CPVC plain & brass threaded fittings, i/c fixing the pipe with clamps at 1.00 m spacing. This includes jointing of pipes & fittings with one step CPVC solvent cement and the cost of cutting chases and making good the same including testing of joints complete as per direction of Engineer in Charge, including cutting chases and making good the walls etc.
	b. CPVC Supply Line	Providing and fixing Chlorinated Polyvinyl Chloride (CPVC) pipes, having thermal stability for hot & cold-water supply including all CPVC plain & brass threaded fittings This includes jointing of pipes & fittings with one step CPVC solvent cement, trenching, refilling & testing of joints complete as per direction of Engineer in Charge.
Electrical Works		
42	Wiring to Points	
	a.	Recessed wiring light point/fan point/exhaust fan point / Call bell point in 1.5 sq.mm FR PVC insulated single core multistrand copper conductor of ISI marked with 20 mm. dia non-metallic PVC flexible conduct with 5 Amp,250V modular type switch ISI marked and ceiling rose ISI marked mounted on modular box having front modular cover of suitable size, modular box with 1.5 sq.mm. FR PVC insulated single core multistrand copper conductor as earth wire including all accessories and connection as per direction of engineer in charge. (Make of wire Finolex/ L&T/ Anchor/ Havels/ HPL/ VGUARD)
	b.	Supply of all required materials and wiring to modular type 20 AMP plug socket points with 2 (1x4 sq.mm.) PVC insulated copper wire run inside 19mm dia PVC/polythene conduit pipe laid on surface of wall/ceiling along with 1 (1x 2.5 sq.mm.) PVC insulated copper wire as earth continuity conductor complete in all respect including making good to the damages caused and complete as per the direction of Consultant and Engineer-in-Charge.
	c.	Supply of all required materials and fixing to modular type 15A socket outlet with 16-20A DOL starter for AC with termination of 2 (1x4 sq.mm.) PVC insulated copper wire run inside 19mm dia PVC/polythene conduit pipe laid on surface of wall/ceiling along with 1 (1x 2.5 sq.mm.) PVC insulated copper wire as earth continuity conductor including making good to the damages caused and complete as per the direction of Consultant and Engineer-in-Charge.
	d.	Supply and fixing of Modular metal box on surface or in recess with suitable size of modular cover in front including providing and fixing of 6Amp plug with 6Amp modular switches connection and 16Amp modular switches connection as per requirement.
	e.	Supplying & fixing of modular switch / socket / Regulator / Call bell push, TV socket, Telephone socket etc



43	Distribution Box	Supply, delivery, installation, testing and commissioning of L.T. indoor wall/floor mounted type distribution boards as per design made out of 2mm thick CR sheet metal duly acid treated, primed and painted with 2 coats of enamel paint of approved shade, having hinged door and compartmental arrangement for each equipment and busbar chamber on the top of the panel running horizontal throughout its length duly dust, damp and vermin proof having provision for cable/conduit entry, earthing stud as per specification mentioned below, duly factory wired conforming to the relevant ISS and as per special conditions of contract and making good the damages caused complete as per direction of Consultant or Engineer-in-charge.
44	Submain Wiring	<p>a. Recessed wiring to submain with 2X2.5 sq.mm., 1.1KV PVC insulated, single core multistrand copper wire of ISI marked conforming to IS-694 / 1990 in 20mm dia non - metallic flexible conduit heavy duty. Conforming to IS-6946 / 1973 and earth continuity with 1x1.5sq.mm. dia 1.1KV PVC insulated single core multistrand copper wire complete with all accessories and connections as per direction of Consultant or Engineer-in-charge. (from DB to SB)</p> <p>b. Recessed wiring to submain with 2X4sq.mm. 1.1 KV PVC insulated, single core multistrand copper wire of ISI marked, conforming to IS - 694 /1990 in 20mm. Dia non-metallic flexible conduit heavy duty conforming to IS-6946 /1973 and earth continuity with 1x 2.5sq.mm. dia 1.1 K V PVC insulated single core multistrand copper wire complete with all accessories and connections as per direction of Consultant or Engineer-in-charge. (from MDB to AC points)</p> <p>c. Recessed wiring to submain with 4 X 6 sq.mm. 1.1 KV PVC insulated, single core multistrand copper wire of ISI marked, conforming to IS - 694 /1990 in 20mm. Dia non-metallic flexible conduit heavy duty conforming to IS-6946 /1973 and earth continuity with 1x 4.0 sq.mm. dia 1.1 K V PVC insulated single core multistrand copper wire complete with all accessories and connections.</p>
45	Main Incoming	Supply, delivery, laying and end termination of different sizes PVC insulated, PVC sheathed, armoured aluminium conductor cable of 1100 volt grade (4-Core / 2-Core) laid directly under ground/on surface of wall/column/existing RCC/ stoneware / through G.I. or Hume pipe as the case may be including excavation of earth in all kinds of soil and rock, sand cushioning, brick, protective covering , back filling the trench, end termination but excluding the cost of GI pipe / Hume pipe complete as per direction of engineer -in- charge or consultant.
46	Outdoor Control	Supply of all required material and mounting of the 8"x6" junction box duly painted with a separate waterproof encloser box mounted on RCC coupon/MS clamp having 1no 6 Amp SP MCB and 1 no neutral for controlling circuit for area lighting and complete with all respect as per the instruction of engineer-in-charge /consultant.



47	Earthing	
	a.	Supply of materials, laying underground / walls /floor, making end termination and testing of 25 x 3 mm GI strip to be laid from the main panel to subpanel /BDB as per direction of Engineer-in-charge or Consultant.
	b.	Supply of all required materials installation of maintenance free earth electrode made out of 40 mm dia class 'B' G.I. Pipe of 3.0 meter long with arrangements for fitting / termination of G.I. Flat / Wire with soil, water pouring arrangements, brick masonry enclosure on top with removal C.I. cover with chemical soil and complete with labour for excavation of pit conforming to I.S. : 3043/1987 and as per direction of Consultant or Engineer-in-charge.
48	Data Networking & CC TV	
	a.	Supply and fixing of information out let box suitable for RJ 45 / dual type RJ- 45 terminals including mounting box (MS / PVC) and top cover to be fixed in concealed manner in partition by necessary bolts & nuts or as directed at site (MAKE Digi-LINK/ AMP/ HCL)
	b.	Supply and laying of E-CAT 6 UTP Cable for the data through the existing PVC / MS conduit. Rate to include for termination on either end or as directed (Make D-LINK, HCL)
49	Lightning Protection	
	a.	Supply and fixing earthing with GI earth pipe 3mtr long 40 mm dia ISI marked including accessories and providing masonry enclosure with cover plate having looking arrangement and watering pipe etc. with charcoal and salt as per requirement & including standard earthing as per Govt. Specification & providing and fixing 30mm x 6mm GI strip
	b.	Providing and fixing of lightning conductor finial made 25mm dia 300 mm long, GI tube, having single prong at top, with 85mm dia 6mm thick GI base plate including holes etc. complete as required.
	c.	P/ Providing and fixing of testing joint. Made of 20mm x 3mm thick GI strip, 125mm long with 4 no's of GI bolts, check nut and spring washer complete as required.
50	FITTING & FIXTURES (Internal Building)	
	a.	Supply, fixing of LED tube light (make Havells / Phillips)
	b.	Supply, Fixing of LED bulb on fitting with all connection (make Havells / Phillips)
	c.	Supply of Ceiling fan 1200mm sweep BLDC ceiling fans
	d.	Supply of 300mm exhaust fan with making hole on wall where ever required.



PART II – FINANCIAL BID(Cover-2)

1. Name of the Civil Contractor –
 2. Complete Address with Phone No –
 3. DAV Empanelment No.-
 4. Contractor License No.-
 5. Valid Labour License No-
 6. PAN No-
 7. GST No-
 8. ESI No-
- (Please enclose photo copy of the documents)

SI No	Description (As per Building Plan)	(Approx. Area)	Rate per Sqft. With all the Materials
1	Construction of <u>Ground Floor Up to Plinth Level.</u>Sqft.	Rs- Rate in words.
2	Construction of <u>GroundFloor from plinth to Roof.</u>Sqft.	Rs- Rate in words.
3	Construction of <u>First Floor</u>Sqft.	Rs- Rate in words.
4	Construction of <u>Second Floor</u>Sqft.	Rs- Rate in words.

- The above rates are inclusive of GST and all admissible taxes. (GST).
- Please read specification attached before quoting the rates

Signature of the Contractor with date & seal.



SHEET NO : 01

- NOTES:-
1. FLOOR BRICK WORK DIMENSIONS GIVEN ARE ALL METER & MM.
 2. ONLY WRITTEN DIMENSIONS TO BE FOLLOWED STRICTLY. DRAWINGS NOT TO BE SCALED.
 3. IN CASE OF ANY DOUBT, CONSULT TO THE PROJECT ENGINEER IN CHARGE, OR THE HEAD-OFFICE M.S ARCHITECT, M.S ARCHITECTS.
 4. FOR SPECIFICATION FOLLOW THE NOTES GIVEN ON RESPECTIVE DWG. SHEET.

SL. NO. REVISION REMARKS

PROPOSED (B+G+2) STORIED DAV SCHOOL, SAMBALPUR

PROJECT :

SITE PLAN

DWG. TITLE :

DATE : 31.06.26
REVISION :
MS/DAVWD/B6/AR/05
DWG. NO :
N.T.S
SCALE :

HARAPRIYA
DEALT BY (ENGG INCHARGE)

REGIONAL DIRECTOR,
DAV INSTITUTION, ODISHA
DR. KESHABA CHANDRA SATPATHY

CLIENT :

SUBMITTED BY:

DR. KESHABA CHANDRA SATPATHY
REGIONAL DIRECTOR,
DAV INSTITUTION, ODISHA

PREPARED BY: (NAME OF ARCHITECT)

CHECKED BY: (NAME OF ARCHITECT)

DATE OF PREPARATION:

DATE OF APPROVAL:

DATE OF RELEASE:

MS
ARCHITECTS
PROFESSIONAL ARCHITECTS
PRADEEP KUMAR THAKUR
PRADEEP KUMAR THAKUR
PRADEEP KUMAR THAKUR
CONSULTANT:

RELEASED FOR

preliminary ☐ under ☐ information ☐
approval ☐ construction ☐



SITE LAYOUT PLAN

AREA STATEMENT		
PLOT AREA	12868.88 SQ MT.	
DESCRIPTION	BUILT UP AREA	BUILT UP AREA-FAR
BASMENT FLOOR AREA	1340.28 SQMT.	122.72 SQMT.
GROUND FLOOR AREA	1333.25 SQMT.	1333.25 SQMT.
FIRST FLOOR AREA	1318.45 SQMT.	1318.45 SQMT.
SECOND FLOOR AREA	1318.45 SQMT.	1318.45 SQMT.
HEAD ROOM	143.29 SQMT.	143.29 SQMT.
TOTAL	5453.83 SQMT.	4236.16 SQMT.



SHEET NO | 02

- NOTES:-
1. FLOOR BRICK WORK DIMENSIONS GIVEN ARE ALL METER & MM.
 2. ONLY WRITTEN DIMENSIONS TO BE FOLLOWED STRICTLY. DRAWINGS NOT TO BE SCALED.
 3. IN CASE OF ANY DOUBT, CONSULT TO THE PROJECT ENGINEER IN CHARGE, OR THE HEAD-OFFICE M S ARCHITECT, M S ARCHITECTS.
 4. FOR SPECIFICATION FOLLOW THE NOTES GIVEN ON RESPECTIVE DWG. SHEET.

SL. NO.	REVISION	REMARKS

PROPOSED (B+G+2) STORED DAY SCHOOL, SAMBALPUR

PROJECT :

SITE PLAN
(PH PLAN)

DWG. TITLE :

31.06.26	REVISION :	N.T.S
DATE :	MS/DAV/D/B6/AR/05	SCALE :

DWG. NO :	HARAPRIYA	DEALT BY :	(ENGG. IN CHARGE)
-----------	-----------	------------	-------------------

REGIONAL DIRECTOR,
DAV INSTITUTION, ODISHA
DR. KESHABA CHANDRA SATPATHY

CLIENT :

SUBMITTED BY :

DR. KESHABA CHANDRA SATPATHY
REGIONAL DIRECTOR,
DAV INSTITUTION, ODISHA

BEHALA ASSOCIATES PVT. LTD.

BEHALA ASSOCIATES PVT. LTD.

BEHALA ASSOCIATES PVT. LTD.

BEHALA ASSOCIATES PVT. LTD.

BEHALA ASSOCIATES PVT. LTD.

BEHALA ASSOCIATES PVT. LTD.

BEHALA ASSOCIATES PVT. LTD.

BEHALA ASSOCIATES PVT. LTD.

BEHALA ASSOCIATES PVT. LTD.

BEHALA ASSOCIATES PVT. LTD.

BEHALA ASSOCIATES PVT. LTD.

BEHALA ASSOCIATES PVT. LTD.

BEHALA ASSOCIATES PVT. LTD.

BEHALA ASSOCIATES PVT. LTD.

BEHALA ASSOCIATES PVT. LTD.

BEHALA ASSOCIATES PVT. LTD.

BEHALA ASSOCIATES PVT. LTD.

BEHALA ASSOCIATES PVT. LTD.

BEHALA ASSOCIATES PVT. LTD.

BEHALA ASSOCIATES PVT. LTD.

PLUMBING LEGEND:-

	910mm & ABOVE SEWER CIRCULAR MANHOLE
	SEWER DRAINAGE LINE

SEWER MANHOLE SIZE :-	
DIA OF M.H	DEPTH OF MH
800 X 900mm	750 TO 900
910mm Dia	900 TO 1650
1220mm Dia	1650 TO 2300
1520mm Dia	2300 & ABOVE

PLUMBING LEGEND:-

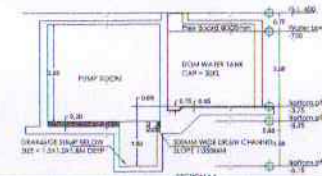
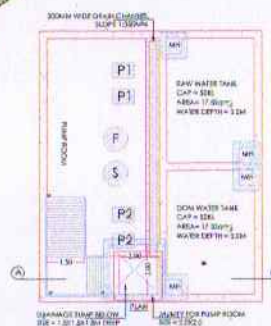
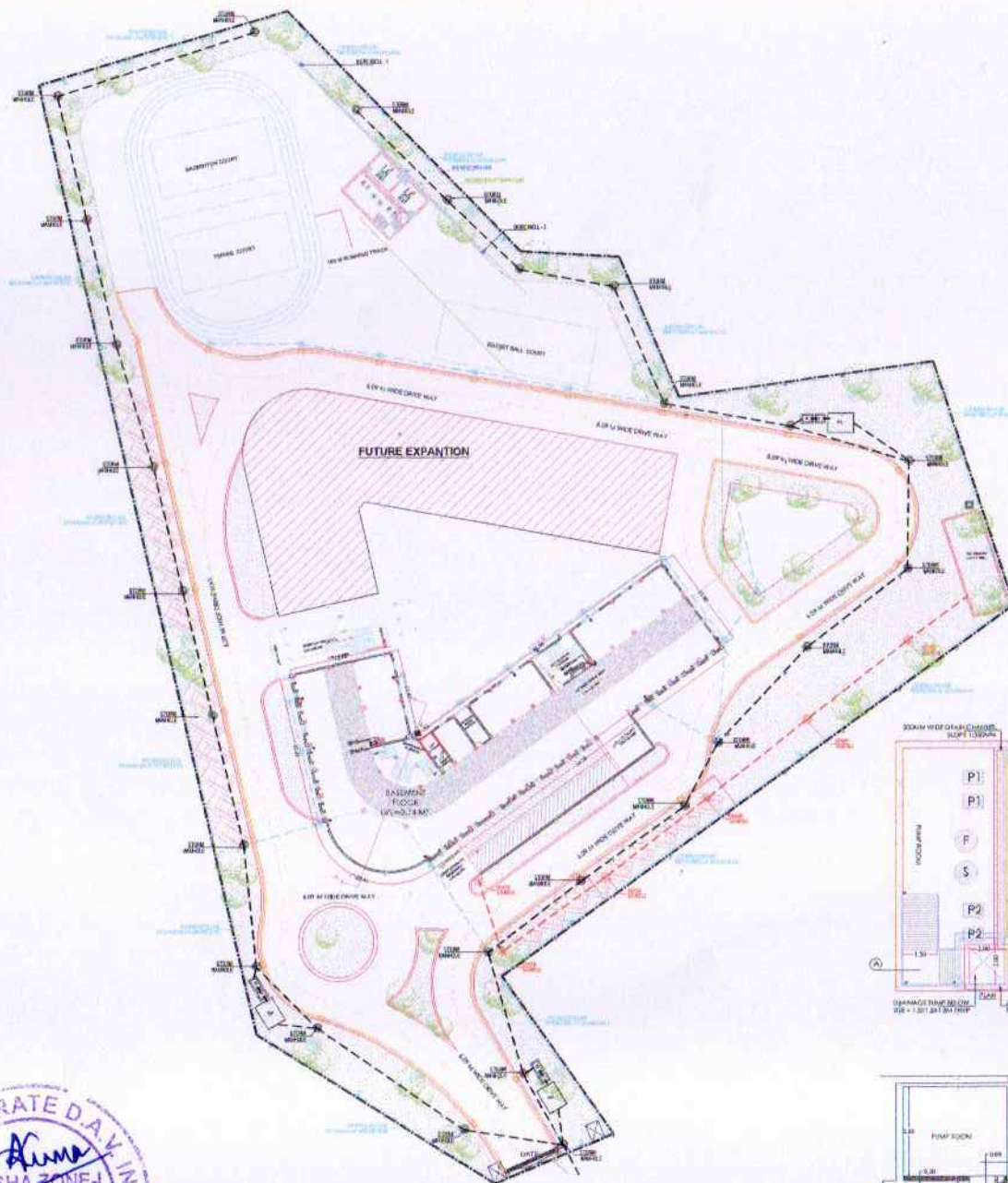
	STORM MANHOLE (910mm & ABOVE)
	STORM CATCH CHAMBER (600X300)
	300mm WIDE DRAIN CHANNEL
	SAUCER DRAIN 300mm WIDE
	ST-STORM WATER LINE (AS PER DRG.)
	150mm STORM LINE FOR CATCH CHAMBER
	RAIN WATER HARVESTING PIT MODULAR TYPE

PLUMBING NOTE FOR STORM WATER :-	
CATCH BASIN SIZE (MM)	DEPTH OF CB (MM)
CB - 600 X 600 mm	600 - 750 mm
CB - 750 X 750 mm	750 TO 900 mm

PLUMBING NOTE :-	
DIA OF M.H	DEPTH OF MH
910mm Dia	900 TO 1650
1220mm Dia	1650 TO 2300
1520mm Dia	2300 & ABOVE

WATER SUPPLY LEGEND:-

	VALVE
	150mm FIRE HYDRANT LINE
	FIREWELL SUPPLY LINE
	MUNICIPALITY SUPPLY LINE
	GARDEN HYDRANT (GH)
	EXTERNAL FIRE HYDRANT (EFH)
	WATER METER
	BUTTERFLY VALVE CHAMBER



SITE LAYOUT
WITH PH PLAN



SHEET NO : 03

- NOTES:-
1. FLOOR BRICK WORK DIMENSIONS GIVEN ARE ALL METER & MM.
 2. ONLY WRITTEN DIMENSIONS TO BE FOLLOWED STRICTLY, DRAWINGS NOT TO BE SCALED.
 3. IN CASE OF ANY DOUBT, CONSULT TO THE PROJECT ENGINEER IN CHARGE, OR THE HEAD-OFFICE M S ARCHITECT, M S ARCHITECTS.
 4. FOR SPECIFICATION FOLLOW THE NOTES GIVEN ON RESPECTIVE DWG. SHEET.

SL. NO.	REVISION	REMARKS
---------	----------	---------

PROPOSED(B+G+2) STORIED DAV SCHOOL, SAMBALPUR

PROJECT :

BASEMENT FLOOR (FURNITURE PLAN)

DWG. TITLE :

31.06.26	DATE :	REVISION :	N.T.S
MS/DAV/WD/B6/AR/05	DWG. NO :		SCALE :
HARAPRIYA	DEALT BY	(ENGG. INCHARGE)	

REGIONAL DIRECTOR,
DAV INSTITUTION, ODISHA
DR. KESHABA CHANDRA SATPATHY

CLIENT :

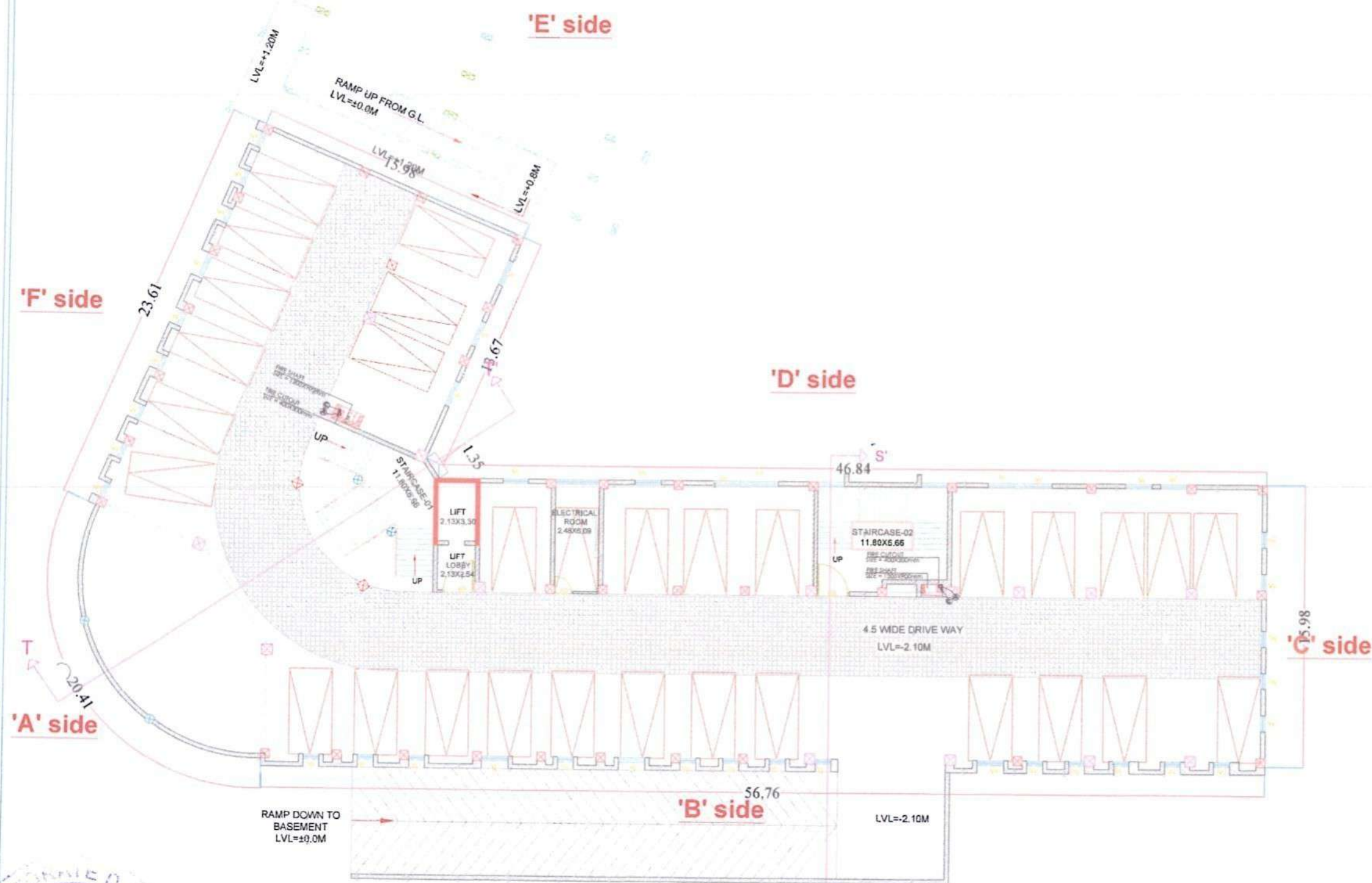
SUBMITTED BY:
DR. KESHABA CHANDRA SATPATHY
REGIONAL DIRECTOR,
DAV INSTITUTION, ODISHA

REGIONAL DIRECTOR,
DAV INSTITUTION, ODISHA

REGIONAL DIRECTOR,
DAV INSTITUTION, ODISHA

MS
ARCHITECTS
PLOT-20/21, SAMBALPUR
PULANDE, ODISHA, INDIA
94381 247111/94381 247112
CONSULTANT:

RELEASED FOR
preliminary ☐ tender ☐ information ☐
approval ☐ construction ☒



BASEMENT FLOOR PLAN
(FURNITURE PLAN)



SHEET NO : 04

- NOTES:-
1. FLOOR BRICK WORK DIMENSIONS GIVEN ARE ALL METER & MM.
 2. ONLY WRITTEN DIMENSIONS TO BE FOLLOWED STRICTLY, DRAWINGS NOT TO BE SCALED.
 3. IN CASE OF ANY DOUBT, CONSULT TO THE PROJECT ENGINEER IN CHARGE, OR THE HEAD-OFFICE M S ARCHITECT, M S ARCHITECTS.
 4. FOR SPECIFICATION FOLLOW THE NOTES GIVEN ON RESPECTIVE DWG. SHEET.

SL. NO.	REVISION	REMARKS
---------	----------	---------

PROPOSED (B+G+2) STORIED DAV SCHOOL, SAMBALPUR
PROJECT :

GROUND FLOOR
(FURNITURE PLAN)

DWG. TITLE :

31.06.26	REVISION :	N.T.S
DATE :	MS/DAV/WD/B6/AR/05	SCALE :
DWG. NO :		
HARAPRIYA	DEALT BY	(ENGG INCHARGE)

REGIONAL DIRECTOR,
DAV INSTITUTION, ODISHA
DR. KESHABA CHANDRA SATPATHY
CLIENT :

SUBMITTED BY:
DR. KESHABA CHANDRA SATPATHY
REGIONAL DIRECTOR,
DAV INSTITUTION, ODISHA

PREPARED BY: KESHABA CHANDRA SATPATHY
DATE: 31.06.26

CHECKED BY: KESHABA CHANDRA SATPATHY
DATE: 31.06.26

MS
ARCHITECTS
PLOT-2022, SAMANTAPUR
PULAHIB, SAMANTAPUR, ODISHA
751 001, INDIA
CONSULTANT:

RELEASED FOR
preliminary ☐ tender ☐ information ☐
approval ☐ construction ☒

Pg-49/96



GROUND FLOOR PLAN
(FURNITURE PLAN)



SHEET NO: 05

- NOTES:-
1. FLOOR BRICK WORK DIMENSIONS GIVEN ARE ALL METER & MM.
 2. ONLY WRITTEN DIMENSIONS TO BE FOLLOWED STRICTLY, DRAWINGS NOT TO BE SCALED.
 3. IN CASE OF ANY DOUBT, CONSULT TO THE PROJECT ENGINEER IN CHARGE, OR THE HEAD-OFFICE M S ARCHITECT, M S ARCHITECTS.
 4. FOR SPECIFICATION FOLLOW THE NOTES GIVEN ON RESPECTIVE DWG. SHEET.

SL. NO.	REVISION	REMARKS
---------	----------	---------

PROPOSED (B+G+2) STORED DAV SCHOOL, SAMBALPUR
PROJECT:

**FIRST FLOOR
(FURNITURE PLAN)**

DWG. TITLE:

31.06.26	DATE:	REVISION:	N.T.S
MS/DAV/WD/B6/AR/05	DWG. NO:		SCALE:
HARAPRIYA	DEALT BY	(ENGG. INCHARGE)	

REGIONAL DIRECTOR,
DAV INSTITUTION, ODISHA
DR. KESHABA CHANDRA SATPATHY
CLIENT:

SUBMITTED BY:
DR. KESHABA CHANDRA SATPATHY
REGIONAL DIRECTOR,
DAV INSTITUTION, ODISHA

REGIONAL DIRECTOR,
DAV INSTITUTION, ODISHA
DR. KESHABA CHANDRA SATPATHY

REGIONAL DIRECTOR,
DAV INSTITUTION, ODISHA
DR. KESHABA CHANDRA SATPATHY

MS
ARCHITECTS
PLOT-10, SAMBALPUR
POSAHAR, ODISHA-751006
91 978 11 11 11
CONSULTANT:

RELEASED FOR
preliminary ☐ tender ☐ information ☐
approval ☐ construction ☒

Pg-50/96



**FIRST FLOOR PLAN
(FURNITURE PLAN)**



SHEET NO : 07

- NOTES:-
1. FLOOR BRICK WORK DIMENSIONS GIVEN ARE ALL METER & MM.
 2. ONLY WRITTEN DIMENSIONS TO BE FOLLOWED STRICTLY, DRAWINGS NOT TO BE SCALED.
 3. IN CASE OF ANY DOUBT, CONSULT TO THE PROJECT ENGINEER IN CHARGE, OR THE HEAD-OFFICE M S ARCHITECT, M S ARCHITECTS.
 4. FOR SPECIFICATION FOLLOW THE NOTES GIVEN ON RESPECTIVE DWG. SHEET.

SL. NO.	REVISION	REMARKS
---------	----------	---------

PROPOSED (B+G+2) STORIED DAV SCHOOL, SAMBALPUR
PROJECT :

TERRACE FLOOR PLAN

DWG. TITLE :

31.06.26	DATE :	REVISION :	N.T.S
MS/DAV/WD/B6/AR/05	DWG. NO :		SCALE :
HARAPRIYA	DEALT BY	(ENGG. INCHARGE)	

REGIONAL DIRECTOR,
DAV INSTITUTION, ODISHA
DR. KESHABA CHANDRA SATPATHY
CLIENT :

SUBMITTED BY:
DR. KESHABA CHANDRA SATPATHY
REGIONAL DIRECTOR,
DAV INSTITUTION, ODISHA

FINALISED DESIGN PLAN
FOR APPROVAL

MS
ARCHITECTS
PLOT-20/21, SAMANTAPURI
PO-DANUBE, SOHAGPUR, CHHAKRA
BIRSAWAPUR
PIN-751011, ODISHA
CONSULTANT:

RELEASED FOR
preliminary ☐ tender ☐ information ☐
approval ☐ construction ☒



TERRACE FLOOR PLAN
ARAE= 143.29 SQMT



FOOTING LAYOUT PLAN & SHEDULE

NOTES :

- [illegible]

DAV PUBLIC SCHOOL,
SAMBALPUR (B+G+2)
KALAMATI ,BURLA, (SAMBALPUR)

SEAL AND SIGNATURE

REGIONAL DIRECTOR ,
DAV INSTITUTION, ODISHA
DR. KESHABA CHANDRA SATPATHY

PRINCIPAL ARCHITECT

SEAL AND SIGNATURE OF
STRUCTURAL ENGG.

STRUCTURAL CONSULTANT

 PLOT 22/23 JAMUNA (XVI)
 POST 4 DIST. SCHOOL CH. ACE
 BHUJANESWAR
 PH 183 543716/543712/543713/543714
 E-MAIL TO bsjstructuralconsultant@gmail.com

ER, SANTOSH KU. SAHOO

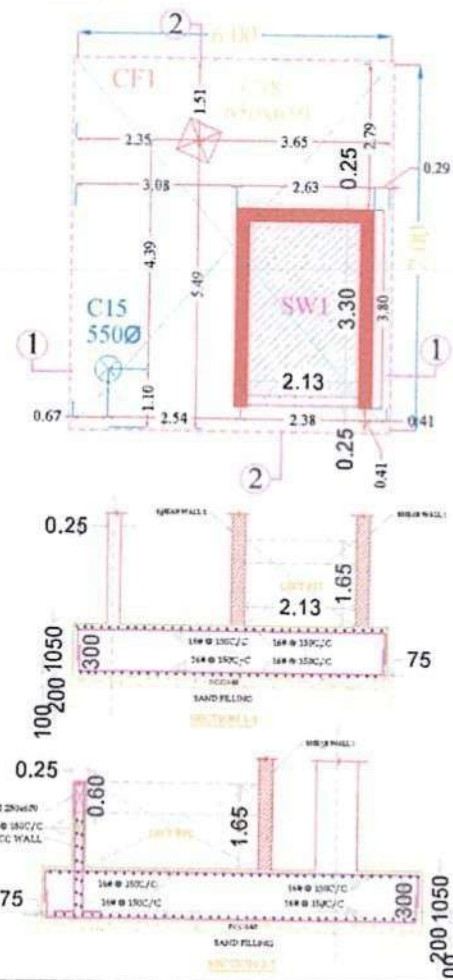
FOR REVISION SIGNATURE						
REASON	DATE	DESIGNED BY	DESIGNED BY	CHECKED BY	DATE	SHEET
1	2010.05.05	DR. KANGJIN KIM	DR. KANGJIN KIM	DR. KANGJIN KIM		1

REVISIONS						
REV. NO.	DATE	BY	DESCRIPTION	BY	DATE	
0	2010.05.05					
1						
2						
3						

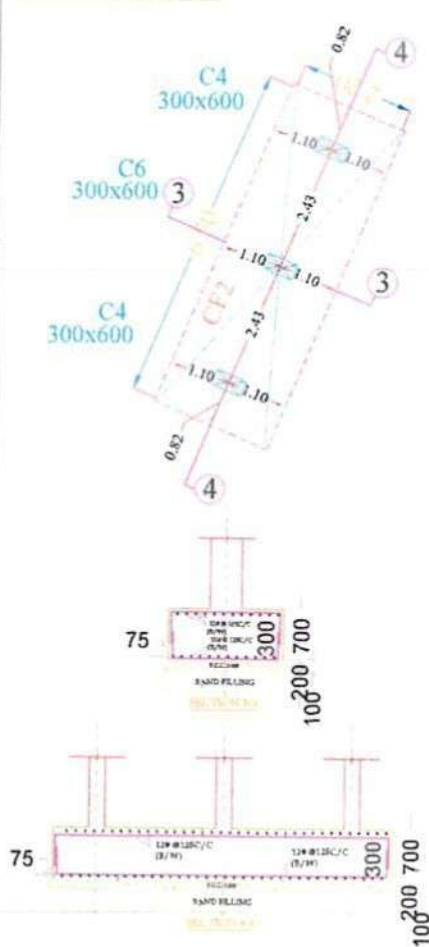
GOOD FOR CONSTRUCTION

Pg-53/96

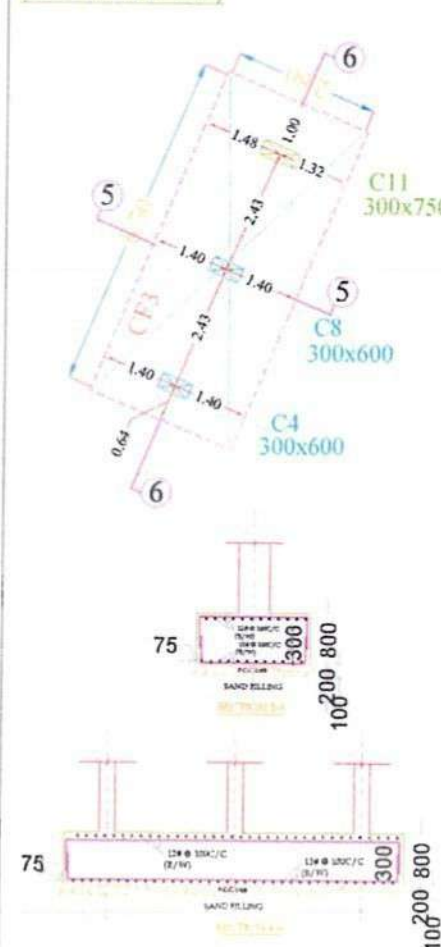
COMBINED FOOTING CF1- (7000x6000)
(LIFT PIT DETAILS)



COMBINED FOOTING CF2- (6500x2200)
(LIFT PIT DETAILS)



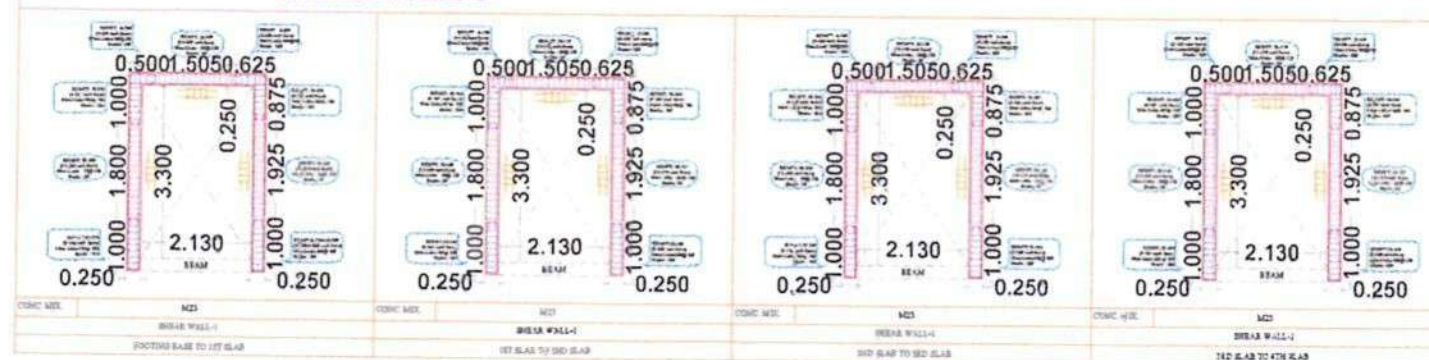
COMBINED FOOTING CF3- (6500x2800)
(LIFT PIT DETAILS)



COMBINED FOOTING CF3- (6500x3900)
(LIFT PIT DETAILS)



SHEAR WALL-1



SHEET NO :09

COMBINED FOOTING DETAILS
& SHEAR WALL DETAILS

DWG. TITLE :

NOTES :

1. All dimensions are in mm. & are unless otherwise stated.
2. Reinforcement shall be as per IS 456:2000.
3. All reinforcement shall be as per IS 456:2000.
4. Structures have been designed to resist seismic response for a design seismic zone of Zone II.
5. Wind load has been calculated as per IS 875-1987 (pt II) as design of structure.
6. Foundation design shall comply with IS 1315-2018.
7. For concrete to all reinforcement shall be as per the following:
 - a) Concrete: M20 (1:1.5:3)
 - b) Reinforcement: Fe 415 (as per IS 1786-2008)
8. Minimum development length (L_d) shall be as per IS 456:2000.
9. Minimum lap length (L_l) shall be as per IS 456:2000.
10. Minimum lap length (L_l) shall be as per IS 456:2000.
11. Lap length (L_l) shall be as per IS 456:2000.
12. Lap length (L_l) shall be as per IS 456:2000.
13. When a wall is subjected to seismic forces, the spacing of reinforcement shall not be more than 150mm within the height of the wall.
14. The position & thickness of wall shall be as per the approved drawing.
15. All dimensions for bearing reinforcement.
16. Structure has been designed for seismic zone II.
17. All wall shall be in AAC block with approved thickness and finish by cement plaster and white wash except for the part structure wall shall be by brick wall.

PROJECT / NAME OF WORK

DAV PUBLIC SCHOOL,
SAMBALPUR (B+G+2)
KALAMATI, BURLA, (SAMBALPUR)

VETTING INSTITUTE

SEAL AND SIGNATURE

APPLICANT

REGIONAL DIRECTOR,
DAV INSTITUTION, ODISHA
DR. KESHABA CHANDRA SATPATHY

CONSULTANTS

PRINCIPAL ARCHITECT

Ar. D. DURGA MAHESWARI

SEAL AND SIGNATURE OF
STRUCTURAL ENGG.

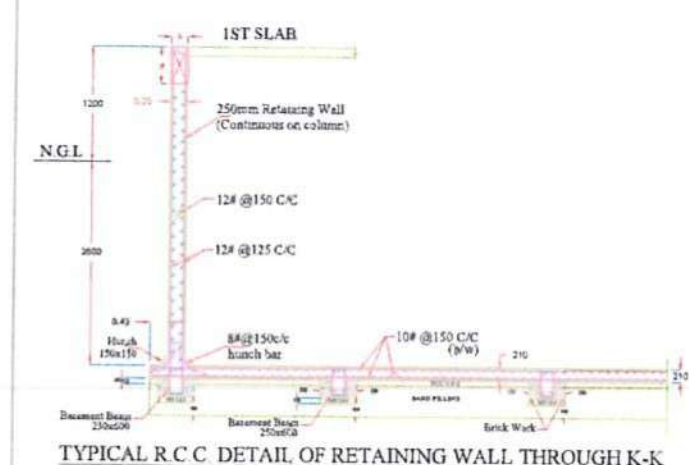
M.S. STRUCTURAL CONSULTANTS
PLOT NO. 10, SAMBALPUR (B+G+2)
DAV INSTITUTION, ODISHA
P.O. NO. 10, SAMBALPUR (B+G+2)
P.O. NO. 10, SAMBALPUR (B+G+2)

ER. SANTOSH K. SAHOO

NO.	DATE	REVISION	BY	CHKD BY	DATE	SHEET NO.
1	01/01/2024	1	SAHOO	SAHOO	01/01/2024	01
2						
3						

GOOD FOR CONSTRUCTION





SHEET NO :11

BASEMENT BEAM, SLAB DETAILS & SECTIONS:-

DWG. TITLE :

NOTES :

- 1- All dimensions are in mm & unit unless otherwise stated.
- 2- Reinforced concrete slabs shall be M25 mix design concrete to the mix proportion of 1:2:4 (M25)
- 3- All reinforcement shall start to Fe 500 HYSD bars conforming to the requirements of IS : 476.
- 4- Structure has been designed to resist seismic response to a degree assigned for seismic zone III (moderate) as per IS : 1893-2016
- 5- Wind load has been considered as per IS : 875-(Pt-3) (2008).
- 6- Type load on floor & roof has been considered as per IS : 875-184 (Pt-4) in design of structure.
- 7- Particulars detailing shall adhere to IS : 1315-2016
- 8- (a) Column footing (b) Slab (c) Column (d) Beam (e) Floor (f) Roof (g) Stair (h) Wall (i) Foundation (j) Retention Wall (k) Foundation (l) Foundation (m) Foundation (n) Foundation (o) Foundation (p) Foundation (q) Foundation (r) Foundation (s) Foundation (t) Foundation (u) Foundation (v) Foundation (w) Foundation (x) Foundation (y) Foundation (z) Foundation (aa) Foundation (ab) Foundation (ac) Foundation (ad) Foundation (ae) Foundation (af) Foundation (ag) Foundation (ah) Foundation (ai) Foundation (aj) Foundation (ak) Foundation (al) Foundation (am) Foundation (an) Foundation (ao) Foundation (ap) Foundation (aq) Foundation (ar) Foundation (as) Foundation (at) Foundation (au) Foundation (av) Foundation (aw) Foundation (ax) Foundation (ay) Foundation (az) Foundation (ba) Foundation (bb) Foundation (bc) Foundation (bd) Foundation (be) Foundation (bf) Foundation (bg) Foundation (bh) Foundation (bi) Foundation (bj) Foundation (bk) Foundation (bl) Foundation (bm) Foundation (bn) Foundation (bo) Foundation (bp) Foundation (bq) Foundation (br) Foundation (bs) Foundation (bt) Foundation (bu) Foundation (bv) Foundation (bw) Foundation (bx) Foundation (by) Foundation (bz) Foundation (ca) Foundation (cb) Foundation (cc) Foundation (cd) Foundation (ce) Foundation (cf) Foundation (cg) Foundation (ch) Foundation (ci) Foundation (cj) Foundation (ck) Foundation (cl) Foundation (cm) Foundation (cn) Foundation (co) Foundation (cp) Foundation (cq) Foundation (cr) Foundation (cs) Foundation (ct) Foundation (cu) Foundation (cv) Foundation (cw) Foundation (cx) Foundation (cy) Foundation (cz) Foundation (da) Foundation (db) Foundation (dc) Foundation (dd) Foundation (de) Foundation (df) Foundation (dg) Foundation (dh) Foundation (di) Foundation (dj) Foundation (dk) Foundation (dl) Foundation (dm) Foundation (dn) Foundation (do) Foundation (dp) Foundation (dq) Foundation (dr) Foundation (ds) Foundation (dt) Foundation (du) Foundation (dv) Foundation (dw) Foundation (dx) Foundation (dy) Foundation (dz) Foundation (ea) Foundation (eb) Foundation (ec) Foundation (ed) Foundation (ee) Foundation (ef) Foundation (eg) Foundation (eh) Foundation (ei) Foundation (ej) Foundation (ek) Foundation (el) Foundation (em) Foundation (en) Foundation (eo) Foundation (ep) Foundation (eq) Foundation (er) Foundation (es) Foundation (et) Foundation (eu) Foundation (ev) Foundation (ew) Foundation (ex) Foundation (ey) Foundation (ez) Foundation (fa) Foundation (fb) Foundation (fc) Foundation (fd) Foundation (fe) Foundation (ff) Foundation (fg) Foundation (fh) Foundation (fi) Foundation (fj) Foundation (fk) Foundation (fl) Foundation (fm) Foundation (fn) Foundation (fo) Foundation (fp) Foundation (fq) Foundation (fr) Foundation (fs) Foundation (ft) Foundation (fu) Foundation (fv) Foundation (fw) Foundation (fx) Foundation (fy) Foundation (fz) Foundation (ga) Foundation (gb) Foundation (gc) Foundation (gd) Foundation (ge) Foundation (gf) Foundation (gg) Foundation (gh) Foundation (gi) Foundation (gj) Foundation (gk) Foundation (gl) Foundation (gm) Foundation (gn) Foundation (go) Foundation (gp) Foundation (gq) Foundation (gr) Foundation (gs) Foundation (gt) Foundation (gu) Foundation (gv) Foundation (gw) Foundation (gx) Foundation (gy) Foundation (gz) Foundation (ha) Foundation (hb) Foundation (hc) Foundation (hd) Foundation (he) Foundation (hf) Foundation (hg) Foundation (hh) Foundation (hi) Foundation (hj) Foundation (hk) Foundation (hl) Foundation (hm) Foundation (hn) Foundation (ho) Foundation (hp) Foundation (hq) Foundation (hr) Foundation (hs) Foundation (ht) Foundation (hu) Foundation (hv) Foundation (hw) Foundation (hx) Foundation (hy) Foundation (hz) Foundation (ia) Foundation (ib) Foundation (ic) Foundation (id) Foundation (ie) Foundation (if) Foundation (ig) Foundation (ih) Foundation (ii) Foundation (ij) Foundation (ik) Foundation (il) Foundation (im) Foundation (in) Foundation (io) Foundation (ip) Foundation (iq) Foundation (ir) Foundation (is) Foundation (it) Foundation (iu) Foundation (iv) Foundation (iw) Foundation (ix) Foundation (iy) Foundation (iz) Foundation (ja) Foundation (jb) Foundation (jc) Foundation (jd) Foundation (je) Foundation (jf) Foundation (jg) Foundation (jh) Foundation (ji) Foundation (jj) Foundation (jk) Foundation (jl) Foundation (jm) Foundation (jn) Foundation (jo) Foundation (jp) Foundation (jq) Foundation (jr) Foundation (js) Foundation (jt) Foundation (ju) Foundation (jv) Foundation (jw) Foundation (jx) Foundation (jy) Foundation (jz) Foundation (ka) Foundation (kb) Foundation (kc) Foundation (kd) Foundation (ke) Foundation (kf) Foundation (kg) Foundation (kh) Foundation (ki) Foundation (kj) Foundation (kk) Foundation (kl) Foundation (km) Foundation (kn) Foundation (ko) Foundation (kp) Foundation (kq) Foundation (kr) Foundation (ks) Foundation (kt) Foundation (ku) Foundation (kv) Foundation (kw) Foundation (kx) Foundation (ky) Foundation (kz) Foundation (la) Foundation (lb) Foundation (lc) Foundation (ld) Foundation (le) Foundation (lf) Foundation (lg) Foundation (lh) Foundation (li) Foundation (lj) Foundation (lk) Foundation (ll) Foundation (lm) Foundation (ln) Foundation (lo) Foundation (lp) Foundation (lq) Foundation (lr) Foundation (ls) Foundation (lt) Foundation (lu) Foundation (lv) Foundation (lw) Foundation (lx) Foundation (ly) Foundation (lz) Foundation (ma) Foundation (mb) Foundation (mc) Foundation (md) Foundation (me) Foundation (mf) Foundation (mg) Foundation (mh) Foundation (mi) Foundation (mj) Foundation (mk) Foundation (ml) Foundation (mm) Foundation (mn) Foundation (mo) Foundation (mp) Foundation (mq) Foundation (mr) Foundation (ms) Foundation (mt) Foundation (mu) Foundation (mv) Foundation (mw) Foundation (mx) Foundation (my) Foundation (mz) Foundation (na) Foundation (nb) Foundation (nc) Foundation (nd) Foundation (ne) Foundation (nf) Foundation (ng) Foundation (nh) Foundation (ni) Foundation (nj) Foundation (nk) Foundation (nl) Foundation (nm) Foundation (nn) Foundation (no) Foundation (np) Foundation (nq) Foundation (nr) Foundation (ns) Foundation (nt) Foundation (nu) Foundation (nv) Foundation (nw) Foundation (nx) Foundation (ny) Foundation (nz) Foundation (oa) Foundation (ob) Foundation (oc) Foundation (od) Foundation (oe) Foundation (of) Foundation (og) Foundation (oh) Foundation (oi) Foundation (oj) Foundation (ok) Foundation (ol) Foundation (om) Foundation (on) Foundation (oo) Foundation (op) Foundation (oq) Foundation (or) Foundation (os) Foundation (ot) Foundation (ou) Foundation (ov) Foundation (ow) Foundation (ox) Foundation (oy) Foundation (oz) Foundation (pa) Foundation (pb) Foundation (pc) Foundation (pd) Foundation (pe) Foundation (pf) Foundation (pg) Foundation (ph) Foundation (pi) Foundation (pj) Foundation (pk) Foundation (pl) Foundation (pm) Foundation (pn) Foundation (po) Foundation (pp) Foundation (pq) Foundation (pr) Foundation (ps) Foundation (pt) Foundation (pu) Foundation (pv) Foundation (pw) Foundation (px) Foundation (py) Foundation (pz) Foundation (qa) Foundation (qb) Foundation (qc) Foundation (qd) Foundation (qe) Foundation (qf) Foundation (qg) Foundation (qh) Foundation (qi) Foundation (qj) Foundation (qk) Foundation (ql) Foundation (qm) Foundation (qn) Foundation (qo) Foundation (qp) Foundation (qq) Foundation (qr) Foundation (qs) Foundation (qt) Foundation (qu) Foundation (qv) Foundation (qw) Foundation (qx) Foundation (qy) Foundation (qz) Foundation (ra) Foundation (rb) Foundation (rc) Foundation (rd) Foundation (re) Foundation (rf) Foundation (rg) Foundation (rh) Foundation (ri) Foundation (rj) Foundation (rk) Foundation (rl) Foundation (rm) Foundation (rn) Foundation (ro) Foundation (rp) Foundation (rq) Foundation (rr) Foundation (rs) Foundation (rt) Foundation (ru) Foundation (rv) Foundation (rw) Foundation (rx) Foundation (ry) Foundation (rz) Foundation (sa) Foundation (sb) Foundation (sc) Foundation (sd) Foundation (se) Foundation (sf) Foundation (sg) Foundation (sh) Foundation (si) Foundation (sj) Foundation (sk) Foundation (sl) Foundation (sm) Foundation (sn) Foundation (so) Foundation (sp) Foundation (sq) Foundation (sr) Foundation (ss) Foundation (st) Foundation (su) Foundation (sv) Foundation (sw) Foundation (sx) Foundation (sy) Foundation (sz) Foundation (ta) Foundation (tb) Foundation (tc) Foundation (td) Foundation (te) Foundation (tf) Foundation (tg) Foundation (th) Foundation (ti) Foundation (tj) Foundation (tk) Foundation (tl) Foundation (tm) Foundation (tn) Foundation (to) Foundation (tp) Foundation (tq) Foundation (tr) Foundation (ts) Foundation (tt) Foundation (tu) Foundation (tv) Foundation (tw) Foundation (tx) Foundation (ty) Foundation (tz) Foundation (ua) Foundation (ub) Foundation (uc) Foundation (ud) Foundation (ue) Foundation (uf) Foundation (ug) Foundation (uh) Foundation (ui) Foundation (uj) Foundation (uk) Foundation (ul) Foundation (um) Foundation (un) Foundation (uo) Foundation (up) Foundation (uq) Foundation (ur) Foundation (us) Foundation (ut) Foundation (uu) Foundation (uv) Foundation (uw) Foundation (ux) Foundation (uy) Foundation (uz) Foundation (va) Foundation (vb) Foundation (vc) Foundation (vd) Foundation (ve) Foundation (vf) Foundation (vg) Foundation (vh) Foundation (vi) Foundation (vj) Foundation (vk) Foundation (vl) Foundation (vm) Foundation (vn) Foundation (vo) Foundation (vp) Foundation (vq) Foundation (vr) Foundation (vs) Foundation (vt) Foundation (vu) Foundation (vv) Foundation (vw) Foundation (vx) Foundation (vy) Foundation (vz) Foundation (wa) Foundation (wb) Foundation (wc) Foundation (wd) Foundation (we) Foundation (wf) Foundation (wg) Foundation (wh) Foundation (wi) Foundation (wj) Foundation (wk) Foundation (wl) Foundation (wm) Foundation (wn) Foundation (wo) Foundation (wp) Foundation (wq) Foundation (wr) Foundation (ws) Foundation (wt) Foundation (wu) Foundation (wv) Foundation (ww) Foundation (wx) Foundation (wy) Foundation (wz) Foundation (xa) Foundation (xb) Foundation (xc) Foundation (xd) Foundation (xe) Foundation (xf) Foundation (xg) Foundation (xh) Foundation (xi) Foundation (xj) Foundation (xk) Foundation (xl) Foundation (xm) Foundation (xn) Foundation (xo) Foundation (xp) Foundation (xq) Foundation (xr) Foundation (xs) Foundation (xt) Foundation (xu) Foundation (xv) Foundation (xw) Foundation (xx) Foundation (xy) Foundation (xz) Foundation (ya) Foundation (yb) Foundation (yc) Foundation (yd) Foundation (ye) Foundation (yf) Foundation (yg) Foundation (yh) Foundation (yi) Foundation (yj) Foundation (yk) Foundation (yl) Foundation (ym) Foundation (yn) Foundation (yo) Foundation (yp) Foundation (yq) Foundation (yr) Foundation (ys) Foundation (yt) Foundation (yu) Foundation (yv) Foundation (yw) Foundation (yx) Foundation (yy) Foundation (yz) Foundation (za) Foundation (zb) Foundation (zc) Foundation (zd) Foundation (ze) Foundation (zf) Foundation (zg) Foundation (zh) Foundation (zi) Foundation (zj) Foundation (zk) Foundation (zl) Foundation (zm) Foundation (zn) Foundation (zo) Foundation (zp) Foundation (zq) Foundation (zr) Foundation (zs) Foundation (zt) Foundation (zu) Foundation (zv) Foundation (zw) Foundation (zx) Foundation (zy) Foundation (zz)

PROJECT / NAME OF WORK

DAV PUBLIC SCHOOL,
SAMBALPUR (B+G+2)
KALAMATI BURLA, (SAMBALPUR)

VETTING INSTITUTE

SEAL AND SIGNATURE

APPLICANT


REGIONAL DIRECTOR ,
DAV INSTITUTION, ODISHA
DR. KESHABA CHANDRA SATPATHY

CONSULTANTS

PRINCIPAL ARCHITECT

Ar D. DURGA MAHESWARI

SEAL AND SIGNATURE OF STRUCTURAL ENG.



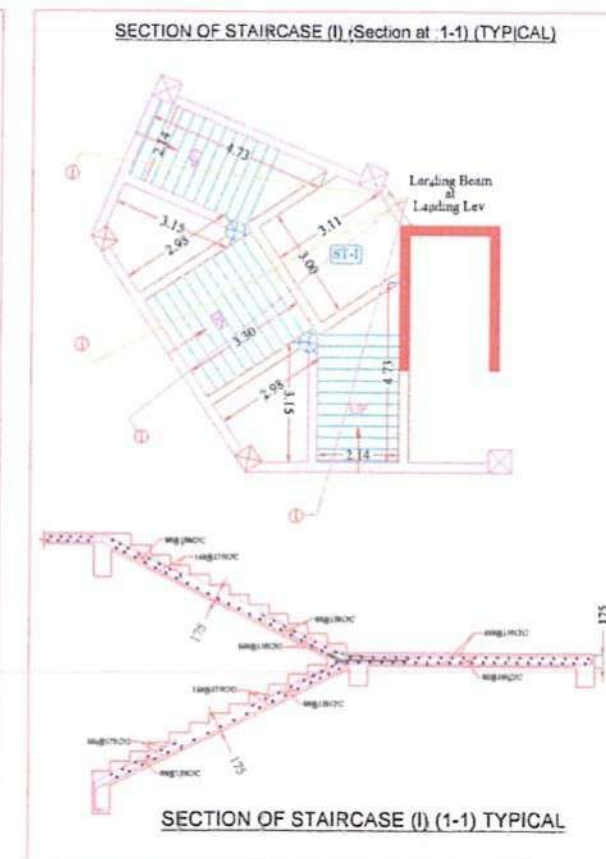
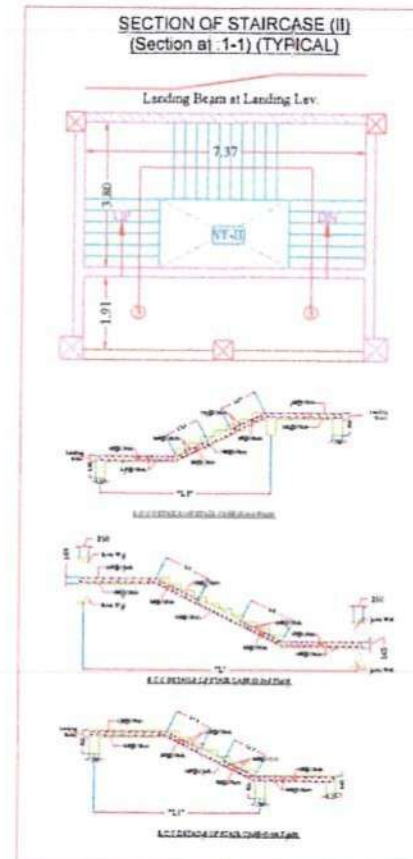
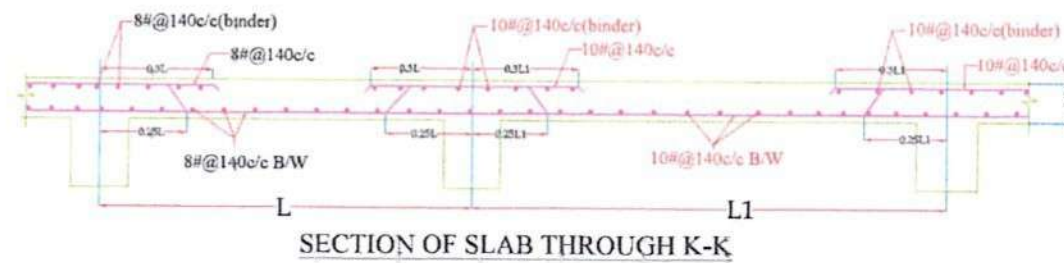
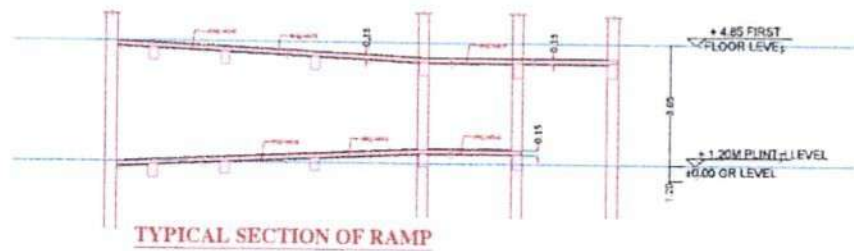
M/S STRUCTURAL CONSULTANTS
PLOT NO. 258, JAMUNTA, JNTU
PO BOX 4705, SCHOOL, THE ACE
BROUARDEN, AN
PH 743 5471 | 9438230558
info@structuralconsultants.com
www.structuralconsultants.com

ER. SANTOSH KU. SAHOO
MR. ARIJIT SAHOO

REVISION	DATE	DESCRIPTION	DESIGNED BY	CHECKED BY	DATE	REVISION
1	10/05/2024	10/05/2024	10/05/2024	10/05/2024	10/05/2024	10/05/2024
2						
3						

GOOD FOR CONSTRUCTION





SHEET NO :12

ROOF BEAM LAYOUT PLAN-TYP. SLAB

DWG. TITLE :

NOTES :

- 1- All dimensions are in meter & mm unless otherwise stated.
- 2- Reinforced concrete shall be M25 concrete design strength to be as per IS 456-2000.
- 3- All reinforcement shall be Fe 500 HYSD bars conforming to the requirements of IS 1786.
- 4- Structure has been designed to resist seismic response to a degree assigned by seismic zone (II) according to IS 1893-2016.
- 5- Wind load has been considered as per IS 875-1911 (part-1).
- 6- Live load on floor & roof has been considered as per IS 875-1911 (part-2) in design of structure.
- 7- Staircase detailing shall conform to IS 13123-2016.
- 8- Clear cover to all reinforcement shall be as per the following:
 - a) Columns: Bottom: 40mm, Top: 30mm, Sides: 25mm.
 - b) Beams: 40mm.
 - c) Slabs: 20mm.
- 9- Minimum development length shall be:
 - a) For 40mm dia. of bar: 48d.
 - b) For 25mm dia. of bar: 45d.
 - c) For 20mm dia. of bar: 42d.
- 10- For lap length of reinforcement in beam shall be 25d.
- 11- Lap length of reinforcement in slab shall be 25d.
- 12- For lap length of reinforcement in column shall be 25d.
- 13- For lap length of reinforcement in footing shall be 25d.
- 14- The position & thickness of slab shall be as per the approved drawing.
- 15- All dimensions are in meter unless otherwise stated.
- 16- Structure has been designed for (I+II) seismic zone with no provision for future expansion.
- 17- All work shall be in accordance with approved drawings and shall be subject to the approval of the Engineer-in-Charge.

PROJECT / NAME OF WORK

**DAV PUBLIC SCHOOL,
SAMBALPUR (B+G+2)
KALAMATI, BURLA, (SAMBALPUR)**

VETTING INSTITUTE

SEAL AND SIGNATURE

APPLICANT

**REGIONAL DIRECTOR,
DAV INSTITUTION, ODISHA
DR. KESHABA CHANDRA SATPATHY**

CONSULTANTS

PRINCIPAL ARCHITECT

Ar. D. DURGA MAHESWARI

**SEAL AND SIGNATURE OF
STRUCTURAL ENGG.**

**M/S STRUCTURAL CONSULTANTS
PLOT NO. 2, SAMBALPUR
KALAMATI, BURLA, (SAMBALPUR)
PIN-751001
CONTACT NO. 94370 12345
EMAIL: info@structuralconsultants.com**

ER. SANTOSH K. SAHOO		SEAL AND SIGNATURE	
SCALE	DATE	DESIGNED BY	CHECKED BY
1:100	06/07/2024	DR. SANTOSH K. SAHOO	DR. SANTOSH K. SAHOO
REVISION			
NO.	DATE	DESCRIPTION	BY
1			
2			
3			



ROOF BEAM LAYOUT PLAN-TYP. SLAB

SCHEDULE OF ROOF BEAM-TYP. SLAB-I									
BEAM MKD		CONTINUOUS			EXTRA REINF			SHEAR REINF	
		SIZE	top	bottom	start	end	centre	Support	Centre
B1	---	250x600	2-25#	3-25#	2-25#	2-25#	NIL	2L10#@100C/C	2L10#@150C/C
B2	1st	250x600	2-25#	3-25#	2-25#	2-25#	NIL	2L10#@100C/C	2L10#@150C/C
	2nd	250x600	2-25#	2-25#	2-25#	1-25#	NIL	2L10#@100C/C	2L10#@150C/C
	3rd	250x600	3-25#	2-25#	NIL	NIL	NIL	2L10#@100C/C	2L10#@150C/C
B3	1st	250x450	4-25#	2-25#	NIL	NIL	NIL	2L10#@100C/C	2L10#@150C/C
	2nd	250x600	2-25#	3-25#	2-25#	3-25#	NIL	2L10#@100C/C	2L10#@150C/C
	3rd	250x600	2-25#	3-25#	3-25#	2-25#	NIL	2L10#@100C/C	2L10#@150C/C
	4th	250x450	4-25#	2-25#	NIL	NIL	NIL	2L10#@100C/C	2L10#@150C/C
B4	1st	250x600	2-25#	2-25#	2-25#	2-25#	NIL	2L10#@100C/C	2L10#@150C/C
	2nd	250x600	2-25#	2-25#	2-25#	2-25#	NIL	2L10#@100C/C	2L10#@150C/C
	3rd	250x600	4-25#	2-25#	NIL	NIL	NIL	2L10#@100C/C	2L10#@150C/C
B5	1st	250x450	4-20#	3-20#	NIL	NIL	NIL	2L10#@100C/C	2L10#@150C/C
	2nd	250x600	2-20#	3-20#	4-20#	3-20#	NIL	2L10#@100C/C	2L10#@150C/C
	3rd	250x600	5-20#	3-20#	NIL	NIL	NIL	2L10#@100C/C	2L10#@150C/C
	4th	250x600	2-20#	3-20#	3-20#	3-20#	NIL	2L10#@100C/C	2L10#@150C/C
B6	1st	250x600	2-20#	3-20#	4-20#	4-20#	2-16#	2L10#@100C/C	2L10#@150C/C
	2nd	300x600	2-20#	3-20#	4-20#	4-20#	NIL	2L10#@100C/C	2L10#@150C/C
B8	1st	250x600	2-25#	2-25#	3-25#	3-25#	2-20#	2L10#@100C/C	2L10#@150C/C
	2nd	250x600	2-25#	2-25#	3-25#	1-25#	NIL	2L10#@100C/C	2L10#@150C/C
B9	---	250x600	2-25#	3-25#	3-25#	NIL	2-16#	2L10#@100C/C	2L10#@150C/C
B10	---	250x600	2-20#	3-20#	3-20#	4-20#	NIL	2L10#@100C/C	2L10#@150C/C
B11	---	250x600	3-25#	3-25#	3-25#	NIL	3-20#	2L10#@100C/C	2L10#@150C/C
B12	---	250x600	2-20#	2-20#	NIL	3-20#	NIL	2L10#@100C/C	2L10#@150C/C
B13	---	250x600	2-20#	3-20#	4-20#	NIL	1-16#	2L10#@100C/C	2L10#@150C/C
B14	---	250x600	2-20#	3-20#	3-20#	3-20#	NIL	2L10#@100C/C	2L10#@150C/C
B15	1st	250x450	2-16#	3-16#	NIL	2-16#	NIL	2L10#@100C/C	2L10#@150C/C
	2nd	250x450	2-16#	3-16#	2-16#	NIL	NIL	2L10#@100C/C	2L10#@150C/C
B16	1st	250x450	2-20#	2-20#	NIL	2-20#	NIL	2L10#@100C/C	2L10#@150C/C
	2nd	250x450	2-20#	2-20#	2-20#	NIL	NIL	2L10#@100C/C	2L10#@150C/C
B17	Landing Beam	250x600	5-25#	5-25#	NIL	NIL	NIL	2L10#@100C/C	2L10#@150C/C
B18	---	250x600	2-16#	3-16#	2-20#	NIL	NIL	2L10#@100C/C	2L10#@150C/C
B19	1st	250x600	2-20#	3-20#	NIL	3-20#	2-16#	2L10#@100C/C	2L10#@150C/C
	2nd	250x600	3-20#	3-20#	3-20#	3-20#	2-20#	2L10#@100C/C	2L10#@150C/C
B20	1st	250x600	2-20#	3-20#	NIL	3-20#	2-16#	2L10#@100C/C	2L10#@150C/C
	2nd	250x600	3-20#	3-20#	3-20#	3-20#	2-20#	2L10#@100C/C	2L10#@150C/C
B21	---	250x600	2-20#	3-20#	3-20#	3-20#	NIL	2L10#@100C/C	2L10#@150C/C
B22	---	250x600	2-20#	3-20#	3-20#	3-20#	2-20#	2L10#@100C/C	2L10#@150C/C
B23	1st	250x600	2-20#	3-20#	2-20#	2-20#	NIL	2L10#@100C/C	2L10#@150C/C
	2nd	250x600	2-20#	3-20#	2-20#	2-20#	NIL	2L10#@100C/C	2L10#@150C/C
	3rd	250x600	2-20#	3-20#	2-20#	2-20#	NIL	2L10#@100C/C	2L10#@150C/C
B24	1st	250x450	2-16#	3-16#	2-16#	2-16#	NIL	2L10#@100C/C	2L10#@150C/C
	2nd	250x450	2-16#	3-16#	2-16#	2-16#	NIL	2L10#@100C/C	2L10#@150C/C
B25	1st	250x450	3-20#	3-20#	NIL	NIL	NIL	2L10#@100C/C	2L10#@150C/C
	2nd	250x450	3-20#	3-20#	NIL	NIL	NIL	2L10#@100C/C	2L10#@150C/C
	3rd	250x450	3-20#	3-20#	NIL	NIL	NIL	2L10#@100C/C	2L10#@150C/C
	4th	250x450	3-20#	3-20#	NIL	NIL	NIL	2L10#@100C/C	2L10#@150C/C

SCHEDULE OF ROOF BEAM-TYP. SLAB-II									
BEAM MKD		CONTINUOUS			EXTRA REINF			SHEAR REINF	
		SIZE	top	bottom	start	end	centre	Support	Centre
B26	1st	250x450	2-20#	(2-20# +1-16#)	2-20#	1-20#	NIL	2L10#@100C/C	2L10#@150C/C
	2nd	250x450	2-20#	(2-20# +1-16#)	1-20#	1-20#	NIL	2L10#@100C/C	2L10#@150C/C
	3rd	250x450	2-20#	(2-20# +1-16#)	1-20#	1-20#	NIL	2L10#@100C/C	2L10#@150C/C
	4th	250x450	2-20#	(2-20# +1-16#)	1-20#	1-20#	NIL	2L10#@100C/C	2L10#@150C/C
	5th	250x450	2-20#	(2-20# +1-16#)	1-20#	1-20#	NIL	2L10#@100C/C	2L10#@150C/C
	6th	250x450	2-20#	(2-20# +1-16#)	1-20#	1-20#	NIL	2L10#@100C/C	2L10#@150C/C
B27	---	250x450	2-20#	2-20#	2-20#	NIL	NIL	2L10#@100C/C	2L10#@150C/C
B28	---	250x450	2-20#	2-20#	NIL	2-20#	NIL	2L10#@100C/C	2L10#@150C/C
B29	1st	250x450	3-20#	3-20#	NIL	NIL	NIL	2L10#@100C/C	2L10#@150C/C
	2nd	250x450	3-20#	3-20#	NIL	NIL	NIL	2L10#@100C/C	2L10#@150C/C
	3rd	250x450	3-20#	3-20#	NIL	NIL	NIL	2L10#@100C/C	2L10#@150C/C
	4th	250x450	3-20#	3-20#	NIL	NIL	NIL	2L10#@100C/C	2L10#@150C/C
B29(a)	1st	250x450	3-20#	3-20#	2-20#	2-20#	NIL	2L10#@100C/C	2L10#@150C/C
	2nd	250x600	2-20#	3-20#	2-20#	2-25#	NIL	2L10#@100C/C	2L10#@150C/C
	3rd	300x600	2-25#	3-25#	2-25#	3-25#	NIL	2L10#@100C/C	2L10#@150C/C
	4th	250x600	2-25#	3-25#	3-25#	2-20#	NIL	2L10#@100C/C	2L10#@150C/C
B30(a)	1st	250x450	3-20#	3-20#	NIL	NIL	NIL	2L10#@100C/C	2L10#@150C/C
	2nd	250x450	3-20#	3-20#	NIL	NIL	NIL	2L10#@100C/C	2L10#@150C/C
B30(b)	---	250x450	2-16#	3-16#	2-16#	2-20#	NIL	2L10#@100C/C	2L10#@150C/C
	---	250x450	2-16#	3-16#	2-16#	2-20#	NIL	2L10#@100C/C	2L10#@150C/C
B30	1st	250x450	2-20#	2-20#	2-20#	2-20#	NIL	2L10#@100C/C	2L10#@150C/C
	2nd	250x450	2-20#	2-20#	2-20#	2-20#	NIL	2L10#@100C/C	2L10#@150C/C
	3rd	250x450	2-20#	3-20#	2-20#	2-20#	NIL	2L10#@100C/C	2L10#@150C/C
B31	1st	250x450	2-20#	4-20#	3-20#	3-20#	NIL	2L10#@100C/C	2L10#@150C/C
	2nd	250x450	2-20#	4-20#	3-20#	2-20#	NIL	2L10#@100C/C	2L10#@150C/C
	3rd	250x450	2-20#	3-20#	2-20#	2-20#	NIL	2L10#@100C/C	2L10#@150C/C
	4th	250x450	2-20#	3-20#	2-20#	3-20#	NIL	2L10#@100C/C	2L10#@150C/C
	5th	250x450	2-20#	3-20#	2-20#	2-20#	NIL	2L10#@100C/C	2L10#@150C/C
B32	Landing Beam	250x600	2-25#	(2-25# +1-16#)	2-25#	2-25#	NIL	2L10#@100C/C	2L10#@150C/C
B33	1st	250x450	2-20#	3-20#	2-20#	2-20#	NIL	2L10#@100C/C	2L10#@150C/C
	2nd	250x450	2-20#	3-20#	2-20#	2-20#	NIL	2L10#@100C/C	2L10#@150C/C
	3rd	250x450	2-20#	3-20#	2-20#	2-20#	NIL	2L10#@100C/C	2L10#@150C/C
B34	---	250x450	2-16#	2-16#	NIL	NIL	NIL	2L10#@100C/C	2L10#@150C/C
	1st	250x600	2-25#	3-25#	2-25#	2-25#	NIL	2L10#@100C/C	2L10#@150C/C
	2nd	250x600	2-25#	3-25#	2-25#	2-25#	NIL	2L10#@100C/C	2L10#@150C/C
B35	3rd	250x450	2-20#	4-20#	2-25#	2-20#	NIL	2L10#@100C/C	2L10#@150C/C
	4th	250x450	2-20#	3-20#	2-20#	2-20#	NIL	2L10#@100C/C	2L10#@150C/C
	5th	250x450	2-20#	3-20#	2-20#	2-20#	NIL	2L10#@100C/C	2L10#@150C/C
	6th	250x450	2-20#	3-20#	2-20#	2-20#	NIL	2L10#@100C/C	2L10#@150C/C
	7th	250x450	2-20#	3-20#	2-20#	3-20#	NIL	2L10#@100C/C	2L10#@150C/C
	8th	250x450	2-20#	3-20#	3-20#	2-20#	NIL	2L10#@100C/C	2L10#@150C/C
	9th	250x450	2-20#	3-20#	2-20#	2-20#	NIL	2L10#@100C/C	2L10#@150C/C
	10th	250x450	2-20#	3-20#	2-20#	3-20#	NIL	2L10#@100C/C	2L10#@150C/C
	11th	250x450	2-20#	3-20#	3-20#	3-20#	NIL	2L10#@100C/C	2L10#@150C/C
	12th	250x450	2-20#	3-20#	3-20#	3-20#	NIL	2L10#@100C/C	2L10#@150C/C
	---	250x450	2-20#	2-20#	2-20#	NIL	NIL	2L10#@100C/C	2L10#@150C/C
B36	---	250x450	2-20#	2-20#	2-20#	NIL	NIL	2L10#@100C/C	2L10#@150C/C

SCHEDULE OF ROOF BEAM-TYP. SLAB-III									
BEAM MKD		CONTINUOUS			EXTRA REINF			SHEAR REINF	
		SIZE	top	bottom	start	end	centre	Support	Centre
B37	1st	250x450	2-20#	3-20#	2-20#	2-20#	NIL	2L10#@100C/C	2L10#@150C/C
	2nd	250x450	2-20#	3-20#	2-20#	2-20#	NIL	2L10#@100C/C	2L10#@150C/C
	3rd	250x450	2-20#	3-20#	2-20#	2-20#	NIL	2L10#@100C/C	2L10#@150C/C
	4th	250x450	2-20#	3-20#	2-20#	2-20#	NIL	2L10#@100C/C	2L10#@150C/C
	5th	250x450	2-20#	3-20#	2-20#	2-20#	NIL	2L10#@100C/C	2L10#@150C/C
	6th	250x450	2-20#	3-20#	2-20#	2-20#	NIL	2L10#@100C/C	2L10#@150C/C
	7th	250x450	2-20#	3-20#	2-20#	2-20#	NIL	2L10#@100C/C	2L10#@150C/C
	8th	250x450	2-20#	3-20#	2-20#	2-25#	NIL	2L10#@100C/C	2L10#@150C/C
	9th	250x600	2-25#	(2-25# +1-20#)	2-25#	2-25#	NIL	2L10#@100C/C	2L10#@150C/C
	10th	250x450	2-20#	3-20#	2-20#	2-20#	NIL	2L10#@100C/C	2L10#@150C/C
	11th	250x450	2-20#	3-20#	2-20#	4-20#	NIL	2L10#@100C/C	2L10#@150C/C
	12th	250x600	2-20#	4-20#	4-20#	4-20#	NIL	2L10#@100C/C	2L10#@150C/C
	13th	250x450	2-20#	3-20#	4-20#	3-20#	NIL	2L10#@100C/C	2L10#@150C/C
B38	---	250x600	2-20#	3-20#	3-20#	3-20#	NIL	2L10#@100C/C	2L10#@150C/C
B39	---	250x600	2-20#	3-20#	NIL	4-20#	2-16#	2L10#@100C/C	2L10#@150C/C
B40	---	250x600	2-25#	3-25#	NIL	3-25#	2-20#	2L10#@100C/C	2L10#@150C/C
B41	---	250x450	4-25#	3-25#	NIL	NIL	NIL	2L10#@100C/C	2L10#@150C/C
B42	1st	250x450	5-25#	3-25#	NIL	NIL	NIL	2L10#@100C/C	2L10#@150C/C
	2nd	250x600	2-25#	3-25#	3-25#	3-25#	2-20#	2L10#@100C/C	2L10#@150C/C
B43	---	250x600	2-25#	3-25#	NIL	3-25#	1-16#	2L10#@100C/C	2L10#@150C/C
B44	---	250x600	2-20#	3-20#	3-20#	3-20#	NIL	2L10#@100C/C	2L10#@150C/C
B45	---	250x600	2-25#	2-25#	2-20#	3-25#	NIL	2L10#@100C/C	2L10#@150C/C
B46	---	250x600	2-25#	3-25#	3-25#	3-25#	2-16#	2L10#@100C/C	2L10#@150C/C
B47	1st	250x600	2-25#	2-25#	2-20#	3-25#	NIL	2L10#@100C/C	2L10#@150C/C
	2nd	250x600	2-25#	3-25#	3-25#	3-25#	2-16#	2L10#@100C/C	2L10#@150C/C
B48	1st	250x600	2-25#	2-25#	2-20#	3-25#	NIL	2L10#@100C/C	2L10#@150C/C
	2nd	250x600	2-25#	3-25#	3-25#	3-25#	2-16#	2L10#@100C/C	2L10#@150C/C
B49	1st	250x600	2-25#	3-25#	2-25#	3-25#	NIL	2L10#@100C/C	2L10#@150C/C
	2nd	250x600	2-25#	3-25#	3-25#	3-25#	2-16#	2L10#@100C/C	2L10#@150C/C
B50	---	250x600	2-25#	3-25#	3-25#	NIL	1-16#	2L10#@100C/C	2L10#@150C/C
B51	1st	250x600	2-25#	3-25#	3-25#	3-25#	NIL	2L10#@100C/C	2L10#@150C/C
	2nd	300x600	3-25#	3-25#	3-25#	3-25#	2-20#	2L10#@100C/C	2L10#@150C/C
B52	1st	250x600	2-25#	3-25#	2-25#	3-25#	NIL	2L10#@100C/C	2L10#@150C/C
	2nd	300x600	2-25#	3-25#	3-25#	3-25#	2-16#	2L10#@100C/C	2L10#@150C/C
B53	1st	250x600	2-25#	3-25#	3-25#	3-25#	NIL	2L10#@100C/C	2L10#@150C/C
	2nd	400x600	4-25#	4-25#	4-25#	4-25#	2-20#	4L10#@100C/C	4L10#@150C/C
B54	1st	250x600	2-25#	3-25#	2-25#	3-25#	NIL	2L10#@100C/C	2L10#@150C/C
	2nd	400x600	4-25#	4-25#	4-25#	4-25#	2-20#	4L10#@100C/C	4L10#@150C/C
B55	1st	250x600	2-25#	3-25#	2-25#	3-25#	NIL	2L10#@100C/C	2L10#@150C/C
	2nd	250x600	2-25#	3-25#	3-25#	3-25#	NIL	2L10#@100C/C	2L10#@150C/C
B56	---	250x450	2-16#	2-16#	NIL	NIL	NIL	2L8#@100C/C	2L8#@150C/C
B57	---	250x450	2-16#	3-16#	NIL	NIL	NIL	2L8#@100C/C	2L8#@150C/C
B58	---	250x600	2-20#	3-20#	NIL	NIL	2-16#	2L8#@100C/C	2L8#@150C/C

SHEET NO : 14

- NOTES:-
1. FLOOR BRICK WORK DIMENSIONS GIVEN ARE ALL METER & MM.
 2. ONLY WRITTEN DIMENSIONS TO BE FOLLOWED STRICTLY, DRAWINGS NOT TO BE SCALED.
 3. IN CASE OF ANY DOUBT, CONSULT TO THE PROJECT ENGINEER IN CHARGE, OR THE HEAD-OFFICE M.S ARCHITECT, M.S ARCHITECTS.
 4. FOR SPECIFICATION FOLLOW THE NOTES GIVEN ON RESPECTIVE DWG. SHEET.

SL. NO.	REVISION	REMARKS
---------	----------	---------

PROPOSED (B+G+2) STORIED DAV SCHOOL, SAMBALPUR

PROJECT :

**BASEMENT FLOOR
(CENTER LINE PLAN)**

DWG. TITLE :

31.06.26	DATE :	REVISION :	N.T.S
MS/DAVWD/B6/AR/05	DWG. NO :		SCALE :
HARAPRIYA	DEALT BY	(ENGG INCHARGE)	

REGIONAL DIRECTOR,
DAV INSTITUTION, ODISHA
DR. KESHABA CHANDRA SATPATHY

CLIENT :

SUBMITTED BY :

DR. KESHABA CHANDRA SATPATHY
REGIONAL DIRECTOR,
DAV INSTITUTION, ODISHA

SCALE AND SIGNATURE
OF ARCHITECT

M. D. DEBKA MAHESWARI

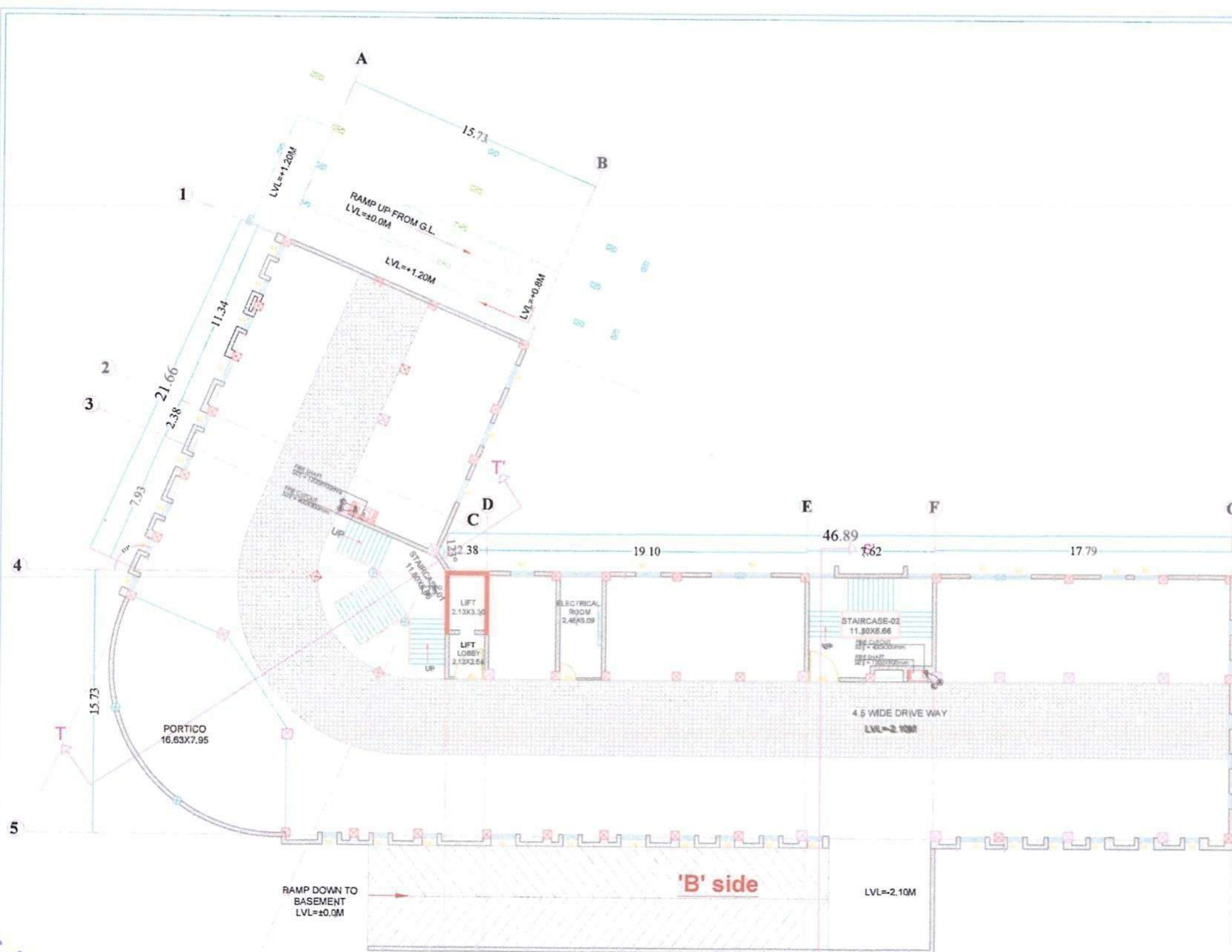
MS
ARCHITECTS

PROJECT : SAMBALPUR
PO : SAMBALPUR, ODISHA
PIN : 751004

CONSULTANT :

RELEASED FOR
preliminary ☐ tender ☐ information ☐
approval ☐ construction ☒

Pg- 59/96



**BASEMENT FLOOR PLAN
(CENTER LINE LAYOUT PLAN)**



SHEET NO : 15

- NOTES:-
1. FLOOR BRICK WORK DIMENSIONS GIVEN ARE ALL METER & MM.
 2. ONLY WRITTEN DIMENSIONS TO BE FOLLOWED STRICTLY. DRAWINGS NOT TO BE SCALED.
 3. IN CASE OF ANY DOUBT, CONSULT TO THE PROJECT ENGINEER IN CHARGE, OR THE HEAD-OFFICE M.S ARCHITECT, M.S ARCHITECTS.
 4. FOR SPECIFICATION FOLLOW THE NOTES GIVEN ON RESPECTIVE DWG. SHEET.

SL. NO.	REVISION	REMARKS
---------	----------	---------

PROPOSED (B+G+2) STORIED DAV SCHOOL, SAMBALPUR
PROJECT :

GROUND FLOOR (CENTER LINE PLAN)

DWG. TITLE :

31.06.26	REVISION :	N.T.S
DATE :	MS/DAV/WD/B6/AR/05	SCALE :
DWG. NO :	HARAPRIYA	(ENGG INCHARGE)
DEALT BY :		

REGIONAL DIRECTOR,
DAV INSTITUTION, ODISHA
DR. KESHABA CHANDRA SATPATHY

CLIENT :

SUBMITTED BY :

DR. KESHABA CHANDRA SATPATHY
REGIONAL DIRECTOR,
DAV INSTITUTION, ODISHA

REAL AND SIGNATURE
OF ARCHITECT

A. D. DURGA MAHESWARI

MS
ARCHITECTS

CONSULTANT :

RELEASED FOR
preliminary ☐ tender ☐ information ☐
approval ☐ construction ☒

Pg-10/96



GROUND FLOOR PLAN
(CENTERLINE PLAN)



SHEET NO : 16

- NOTES:-
1. FLOOR BRICK WORK DIMENSIONS GIVEN ARE ALL METER & MM.
 2. ONLY WRITTEN DIMENSIONS TO BE FOLLOWED STRICTLY. DRAWINGS NOT TO BE SCALED.
 3. IN CASE OF ANY DOUBT, CONSULT TO THE PROJECT ENGINEER IN CHARGE, OR THE HEAD-OFFICE M S ARCHITECT, M S ARCHITECTS.
 4. FOR SPECIFICATION FOLLOW THE NOTES GIVEN ON RESPECTIVE DWG. SHEET.

SL. NO.	REVISION	REMARKS
PROPOSED (B+G+2) STORIED DAV SCHOOL, SAMBALPUR		
PROJECT :		

**FIRST FLOOR
(CENTER LINE PLAN)**

DWG. TITLE :

31.06.26	REVISION :	N.T.S
DATE :	MS/DAVWD/B6/AR/05	SCALE :
DWG. NO :	HARAPRIYA	(ENGG. INCHARGE)
DEALT BY		

REGIONAL DIRECTOR,
DAV INSTITUTION, ODISHA
DR. KESHABA CHANDRA SATPATHY

CLIENT :

SUBMITTED BY:

DR. KESHABA CHANDRA SATPATHY
REGIONAL DIRECTOR,
DAV INSTITUTION, ODISHA

SEAL AND SIGNATURE OF ARCHITECT

A. D. DURGA MAHESWARI

MS
ARCHITECTS
PLOT-02, SAMBALPUR
PO-DANES, DIST. SAMBALPUR
PIN-768014

CONSULTANT:

RELEASED FOR

preliminary ☐ tender ☐ information ☐

approval ☐ construction ☒



**FIRST FLOOR PLAN
(CENTERLINE PLAN)**



SHEET NO : 17

NOTES:-

1. FLOOR BRICK WORK DIMENSIONS GIVEN ARE ALL METER & MM.
2. ONLY WRITTEN DIMENSIONS TO BE FOLLOWED STRICTLY. DRAWINGS NOT TO BE SCALED.
3. IN CASE OF ANY DOUBT, CONSULT TO THE PROJECT ENGINEER IN CHARGE OR THE HEAD-OFFICE M.S ARCHITECT, M.S ARCHITECTS.
4. FOR SPECIFICATION FOLLOW THE NOTES GIVEN ON RESPECTIVE DWG. SHEET.

SL. NO.	REVISION	REMARKS
---------	----------	---------

PROPOSED (B+G+2) STORIED DAV SCHOOL, SAMBALPUR

PROJECT :

**SECOND FLOOR
(CENTER LINE PLAN)**

DWG. TITLE :

31.06.26	REVISION :	N.T.S
DATE :	MS/DAV/WD/B6/AR/05	SCALE :
DWG. NO :	HARAPRIYA	DEALT BY
	(ENGG. INCHARGE)	

REGIONAL DIRECTOR,
DAV INSTITUTION, ODISHA
DR. KESHABA CHANDRA SATPATHY

CLIENT :

SUBMITTED BY:

DR. KESHABA CHANDRA SATPATHY
REGIONAL DIRECTOR,
DAV INSTITUTION, ODISHA

REAL AND SIGNATURE
OF ARCHITECT

DR. D. DEBIPRA MAHESWARI

M.S
ARCHITECTS

CONSULTANT:

RELEASED FOR

preliminary ☐ tender ☐ information ☐
approval ☐ construction ☒

Pg-62/96



**SECOND FLOOR PLAN
(CENTERLINE PLAN)**



SHEET NO : 18

- NOTES:-
1. FLOOR BRICK WORK DIMENSIONS GIVEN ARE ALL METER & MM.
 2. ONLY WRITTEN DIMENSIONS TO BE FOLLOWED STRICTLY, DRAWINGS NOT TO BE SCALED.
 3. IN CASE OF ANY DOUBT, CONSULT TO THE PROJECT ENGINEER IN CHARGE, OR THE HEAD-OFFICE M S ARCHITECT, M S ARCHITECTS.
 4. FOR SPECIFICATION FOLLOW THE NOTES GIVEN ON RESPECTIVE DWG. SHEET.

SL. NO. REVISION REMARKS

PROPOSED (B+G+2) STORIED DAV SCHOOL, SAMBALPUR
PROJECT :

BASEMENT FLOOR
(BRICK WORK & DOOR & WINDOW SCHEDULE)
DWG. TITLE :

31.06.26
DATE :
MS/DAV/WD/B6/AR/05
DWG. NO :
HARAPRIYA
DEALT BY
REVISION :
N.T.S
SCALE :
(ENGG. INCHARGE)

REGIONAL DIRECTOR,
DAV INSTITUTION, ODISHA
DR. KESHABA CHANDRA SATPATHY
CLIENT :

SUBMITTED BY:
DR. KESHABA CHANDRA SATPATHY
REGIONAL DIRECTOR,
DAV INSTITUTION, ODISHA

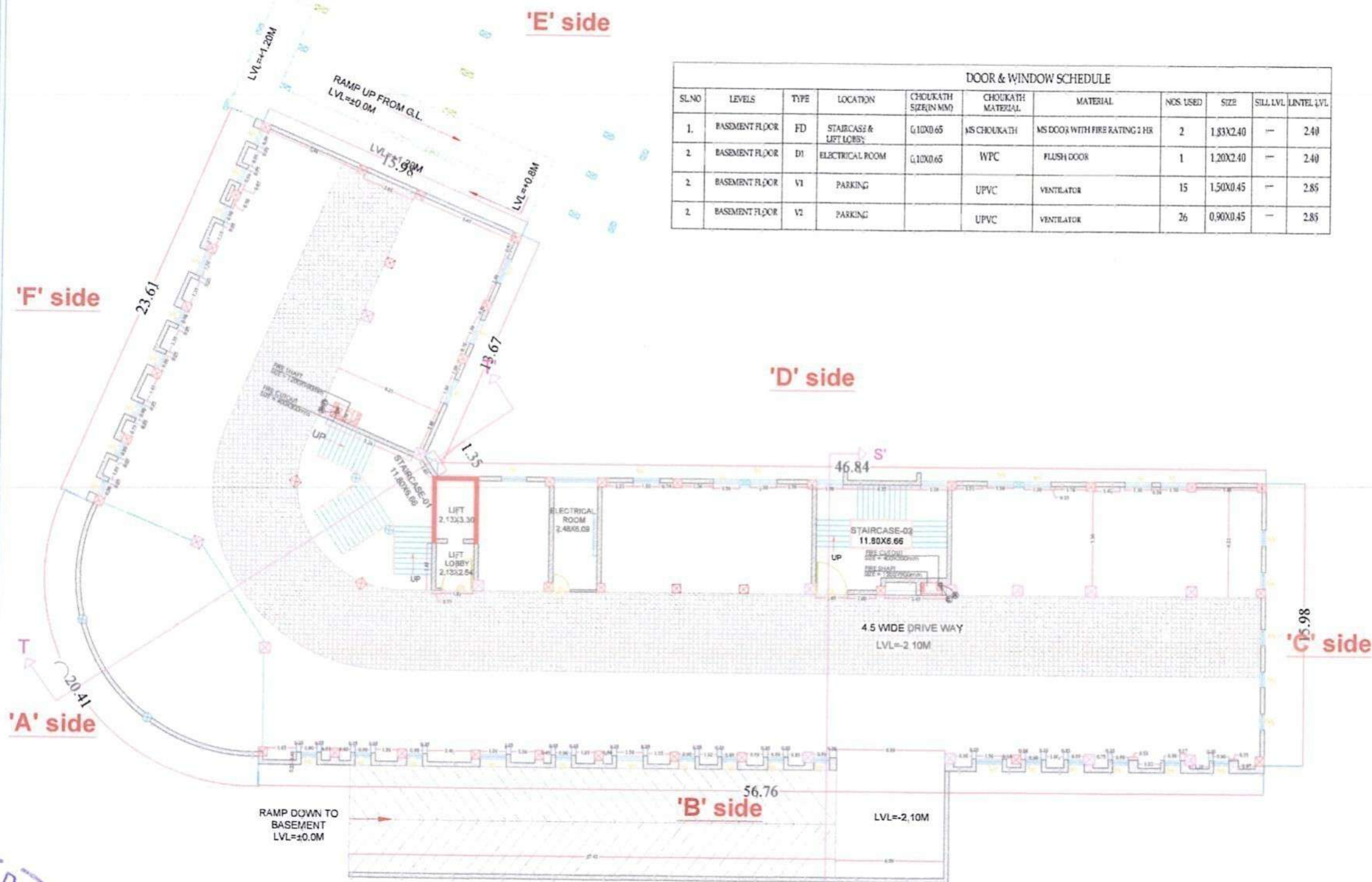
REAL AND SIGNATURE
OF ARCHITECT
Ar. D. DURGA MAHESWARI

MS
ARCHITECTS
PLOT NO. 10, SAMBALPUR
INDUSTRIAL AREA, SAMBALPUR
751 005, ODISHA
CONSULTANT :

RELEASED FOR
preliminary ☐ tender ☐ information ☐
approval ☐ construction ☒

Pg-63/96

DOOR & WINDOW SCHEDULE									
SL.NO	LEVELS	TYPE	LOCATION	CHOUKATH SIZE (IN MM)	CHOUKATH MATERIAL	MATERIAL	NOS. USED	SIZE	SILL LVL LINTEL LVL
1.	BASEMENT FLOOR	FD	STAIRCASE & LIFT LOBBY	610X0.65	MS CHOUKATH	MS DOOR WITH FIRE RATING 2 HR	2	1.83X2.40	— 2.40
2.	BASEMENT FLOOR	D1	ELECTRICAL ROOM	610X0.65	WPC	FLUSH DOOR	1	1.20X2.40	— 2.40
2.	BASEMENT FLOOR	V1	PARKING		UPVC	VENTILATOR	15	1.50X0.45	— 2.85
2.	BASEMENT FLOOR	V2	PARKING		UPVC	VENTILATOR	26	0.90X0.45	— 2.85



BASEMENT FLOOR PLAN
(BRICK WORK & DOORING & SCHEDULE PLAN)



SHEET NO : 19

- NOTES:-
1. FLOOR BRICK WORK DIMENSIONS GIVEN ARE ALL METER & MM.
 2. ONLY WRITTEN DIMENSIONS TO BE FOLLOWED STRICTLY, DRAWINGS NOT TO BE SCALED.
 3. IN CASE OF ANY DOUBT, CONSULT TO THE PROJECT ENGINEER IN CHARGE, OR THE HEAD-OFFICE M S ARCHITECT, M S ARCHITECTS.
 4. FOR SPECIFICATION FOLLOW THE NOTES GIVEN ON RESPECTIVE DWG. SHEET.

SL. NO.	REVISION	REMARKS
---------	----------	---------

PROPOSED (B+G+2) STORIED DAV SCHOOL, SAMBALPUR

PROJECT :

GROUND FLOOR
(BRICK WORK & DOOR & WINDOW SCHEDULE)
DWG. TITLE :

31.06.26	DATE :	REVISION :	N.T.S
MS/DAV/VD/B6/AR/05	DWG. NO :		SCALE :
HARAPRIYA	DEALT BY	(ENGG INCHARGE)	

REGIONAL DIRECTOR,
DAV INSTITUTION, ODISHA
DR. KESHABA CHANDRA SATPATHY

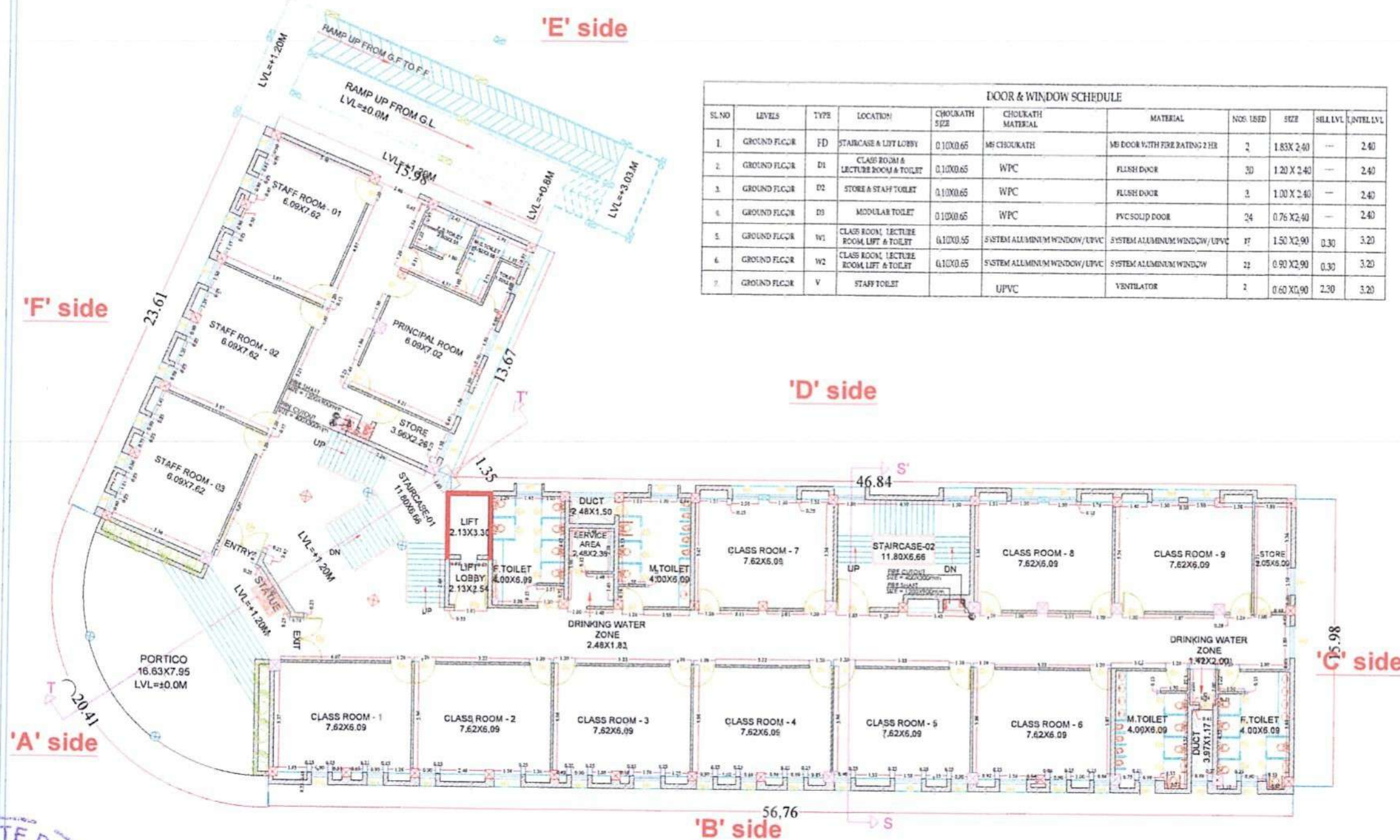
SUBMITTED BY:
DR. KESHABA CHANDRA SATPATHY
REGIONAL DIRECTOR,
DAV INSTITUTION, ODISHA

REAL AND SIGNATURE
OF ARCHITECT
A. D. DURGA MAHESWARI

MS
ARCHITECTS
PLOT-10/2028, SAMBALPUR
PO-SANIKH, JALPAIGURI
DIST- JALPAIGURI, WB
PIN-726104
CONTACT: 9830011114
CONSULTANT:

RELEASED FOR
preliminary ☐ tender ☐ information ☐
approval ☐ construction ☒

Pg-64/96



SL. NO.	LEVELS	TYPE	LOCATION	CHOUKATH SIZE	CHOUKATH MATERIAL	MATERIAL	NOS. USED	SIZE	SILL LVL.	INTEL LVL.
1.	GROUND FLOOR	FD	STAIRCASE & LIFT LOBBY	0.10X0.65	MS CHOUKATH	MS DOOR WITH FIRE RATING 2 HR	2	1.83X 2.40	---	2.40
2.	GROUND FLOOR	D1	CLASS ROOM & LECTURE ROOM & TOILET	0.10X0.65	WPC	FLUSH DOOR	30	1.20 X 2.40	---	2.40
3.	GROUND FLOOR	D2	STORE & STAFF TOILET	0.10X0.65	WPC	FLUSH DOOR	3	1.00 X 2.40	---	2.40
4.	GROUND FLOOR	D3	MODULAR TOILET	0.10X0.65	WPC	PVC SOLID DOOR	24	0.76 X 2.40	---	2.40
5.	GROUND FLOOR	W1	CLASS ROOM, LECTURE ROOM, LIFT & TOILET	0.10X0.65	SYSTEM ALUMINUM WINDOW/UPVC	SYSTEM ALUMINUM WINDOW/UPVC	17	1.50 X 2.90	0.30	3.20
6.	GROUND FLOOR	W2	CLASS ROOM, LECTURE ROOM, LIFT & TOILET	0.10X0.65	SYSTEM ALUMINUM WINDOW/UPVC	SYSTEM ALUMINUM WINDOW	22	0.90 X 2.90	0.30	3.20
7.	GROUND FLOOR	V	STAFF TOILET		UPVC	VENTILATOR	2	0.60 X 0.90	2.30	3.20

GROUND FLOOR PLAN
(BRICK WORK & DOORING & SCHEDULE PLAN)



SHEET NO : 20

- NOTES:-
1. FLOOR BRICK WORK DIMENSIONS GIVEN ARE ALL METER & MM.
 2. ONLY WRITTEN DIMENSIONS TO BE FOLLOWED STRICTLY, DRAWINGS NOT TO BE SCALED.
 3. IN CASE OF ANY DOUBT, CONSULT TO THE PROJECT ENGINEER IN CHARGE, OR THE HEAD-OFFICE M.S ARCHITECT, M.S ARCHITECTS.
 4. FOR SPECIFICATION FOLLOW THE NOTES GIVEN ON RESPECTIVE DWG. SHEET.

SL. NO.	REVISION	REMARKS
---------	----------	---------

PROPOSED (B+G+2) STORED DAV SCHOOL, SAMBALPUR

PROJECT :

FIRST FLOOR
(BRICK WORK & DOOR & WINDOW SCHEDULE)
DWG. TITLE :

31.06.26	DATE :	REVISION :	N.T.S
MS/DAV/WD/B6/AR/05	DWG. NO :		SCALE :
HARAPRIYA	DEALT BY	(ENGG. INCHARGE)	

REGIONAL DIRECTOR,
DAV INSTITUTION, ODISHA
DR. KESHABA CHANDRA SATPATHY

CLIENT :

SUBMITTED BY:
DR. KESHABA CHANDRA SATPATHY
REGIONAL DIRECTOR,
DAV INSTITUTION, ODISHA

REAL AND SIGNATURE
OF ARCHITECT

Ar. D. DEBKA MAHESWAR

MS
ARCHITECTS
PLOT NO. 2, SANJAYAPUR
POURANANAGAR, SAMBALPUR
768001, ODISHA
91 9438 111114
SAMBALPUR, ODISHA
CONSULTANT:

RELEASED FOR
preliminary ☐ tender ☐ information ☐
approval ☐ construction ☒

Pg-65/96

DOOR & WINDOW SCHEDULE									
SL.NO	LEVELS	TYPE	LOCATION	CHOUKATH SIZE	CHOUKATH MATERIAL	MATERIAL	NOS USED	SIZE	SILL LVL INTEL LVL
1	FIRST FLOOR	FD	STAIRCASE & LIFT LOBBY	0.10X0.65	MS CHOUKATH	MS DOOR WITH FIRE RATING 2 HR	2	1.83X 2.40	— 2.40
2	FIRST FLOOR	D1	CLASS ROOM A LECTURE ROOM & TOILET	0.10X0.65	WPC	FLUSH DOOR	31	1.20 X 2.40	— 2.40
3	FIRST FLOOR	D2	STORE & STAFF TOILET	0.10X0.65	WPC	FLUSH DOOR	4	1.00 X 2.40	— 2.40
4	FIRST FLOOR	D3	MODULAR TOILET	0.10X0.65	WPC	PVC SOLID DOOR	22	0.76 X 2.00	— 2.40
5	FIRST FLOOR	W1	CLASS ROOM, LECTURE ROOM, LIFT & TOILET	0.10X0.65	SYSTEM ALUMINUM WINDOW/UPVC	SYSTEM ALUMINUM WINDOW/UPVC	29	1.50 X 2.90	0.30 3.20
6	FIRST FLOOR	W2	CLASS ROOM, LECTURE ROOM, LIFT & TOILET	0.10X0.65	SYSTEM ALUMINUM WINDOW/UPVC	SYSTEM ALUMINUM WINDOW	19	0.90 X 2.90	0.30 3.20



FIRST FLOOR PLAN
(BRICK WORK & DOORING & SCHEDULE PLAN)



SHEET NO : 21

- NOTES:-
1. FLOOR BRICK WORK DIMENSIONS GIVEN ARE ALL METER & MM.
 2. ONLY WRITTEN DIMENSIONS TO BE FOLLOWED STRICTLY. DRAWINGS NOT TO BE SCALED.
 3. IN CASE OF ANY DOUBT, CONSULT TO THE PROJECT ENGINEER IN CHARGE, OR THE HEAD-OFFICE M S ARCHITECT, M S ARCHITECTS.
 4. FOR SPECIFICATION FOLLOW THE NOTES GIVEN ON RESPECTIVE DWG. SHEET.

SL. NO.	REVISION	REMARKS
---------	----------	---------

PROPOSED (B+G+2) STORIED DAV SCHOOL, SAMBALPUR

PROJECT :

SECOND FLOOR
(BRICK WORK & DOOR & WINDOW SCHEDULE)
DWG. TITLE :

31.06.26	REVISION :	N.T.S
DATE :	MS/DAV/WD/B6/AR/05	SCALE :
DWG. NO :		
HARAPRIYA	DEALT BY	(ENGG. INCHARGE)

REGIONAL DIRECTOR,
DAV INSTITUTION, ODISHA
DR. KESHABA CHANDRA SATPATHY

CLIENT :

SUBMITTED BY:
DR. KESHABA CHANDRA SATPATHY
REGIONAL DIRECTOR,
DAV INSTITUTION, ODISHA

SEAL AND SIGNATURE
OF ARCHITECT

A. D. KISHOR MAHESWAR

MS ARCHITECTS
PLOT-20/21, SAMANTAPUR
PODANE, ODISHA, INDIA
9868011174
BAGAL, D-2, SAMANTAPUR, 751005, INDIA

RELEASED FOR
preliminary ☐ tender ☐ information ☐
approval ☐ construction ☒

Pg-67/96



SECOND FLOOR PLAN
(BRICK WORK & DOORING & SCHEDULE PLAN)

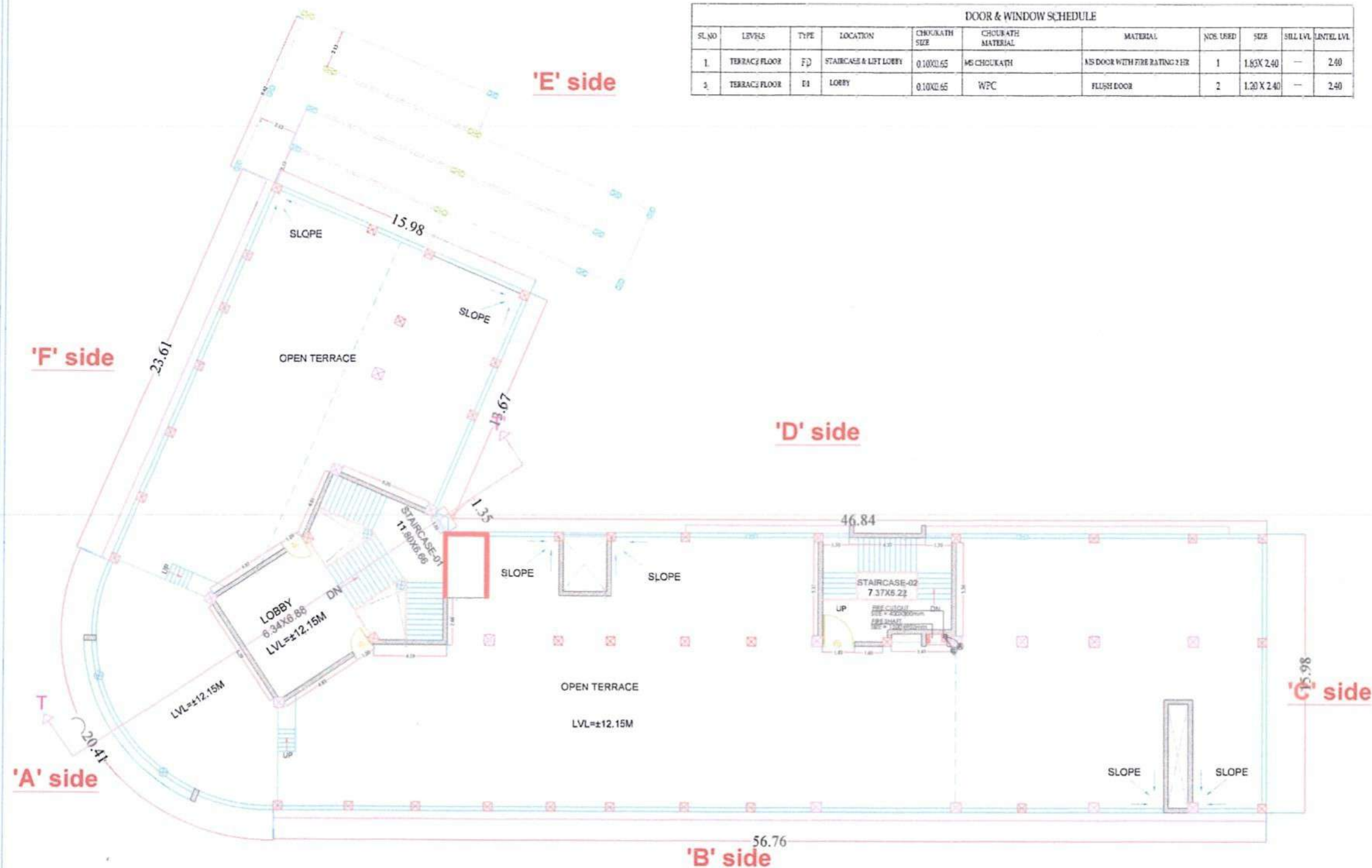


SHEET NO : 22

NOTES:-

1. FLOOR BRICK WORK DIMENSIONS GIVEN ARE ALL METER & MM.
2. ONLY WRITTEN DIMENSIONS TO BE FOLLOWED STRICTLY. DRAWINGS NOT TO BE SCALED.
3. IN CASE OF ANY DOUBT, CONSULT TO THE PROJECT ENGINEER IN CHARGE, OR THE HEAD-OFFICE M S ARCHITECT, M S ARCHITECTS.
4. FOR SPECIFICATION FOLLOW THE NOTES GIVEN ON RESPECTIVE DWG. SHEET.

DOOR & WINDOW SCHEDULE									
SL. NO	LEVELS	TYPE	LOCATION	CHOUKATH SIZE	CHOUKATH MATERIAL	MATERIAL	NOS. USED	SIZE	SILL LVL
1.	TERRACE FLOOR	FD	STAIRCASE & LIFT LOBBY	0.10X0.65	MS CHOUKATH	AS DOOR WITH FIRE RATING 2 HR	1	1.83X 2.40	2.40
2.	TERRACE FLOOR	FI	LOBBY	0.10X0.65	WPC	FLUSH DOOR	2	1.20 X 2.40	2.40



TERRACE FLOOR PLAN
(BRICK WORK PLAN)

SL. NO.	REVISION	REMARKS
---------	----------	---------

PROPOSED (B+G+2) STORIED DAV
SCHOOL, SAMBALPUR

PROJECT :

TERRACE
(BRICK WORK &
DOOR & WINDOW SCHEDULE)

DWG. TITLE :

31.06.26	REVISION :	N.T.S
DATE :	MS/DAV/WD/B6/AR/05	SCALE :
DWG. NO :	HARAPRIYA	
	DEALT BY	(ENGG. INCHARGE)

REGIONAL DIRECTOR,
DAV INSTITUTION, ODISHA
DR. KESHABA CHANDRA SATPATHY

CLIENT :

SUBMITTED BY:

DR. KESHABA CHANDRA SATPATHY
REGIONAL DIRECTOR,
DAV INSTITUTION, ODISHA

SEAL AND SIGNATURE
OF ARCHITECT

A. D. DURGA MAHESWARI

MS
ARCHITECTS
PLOT-20/11, SAMANTAPUR
PO-SARANG, DIST. SAMBALPUR
768015, ODISHA
SAMBALPUR, ODISHA
CONSULTANT:

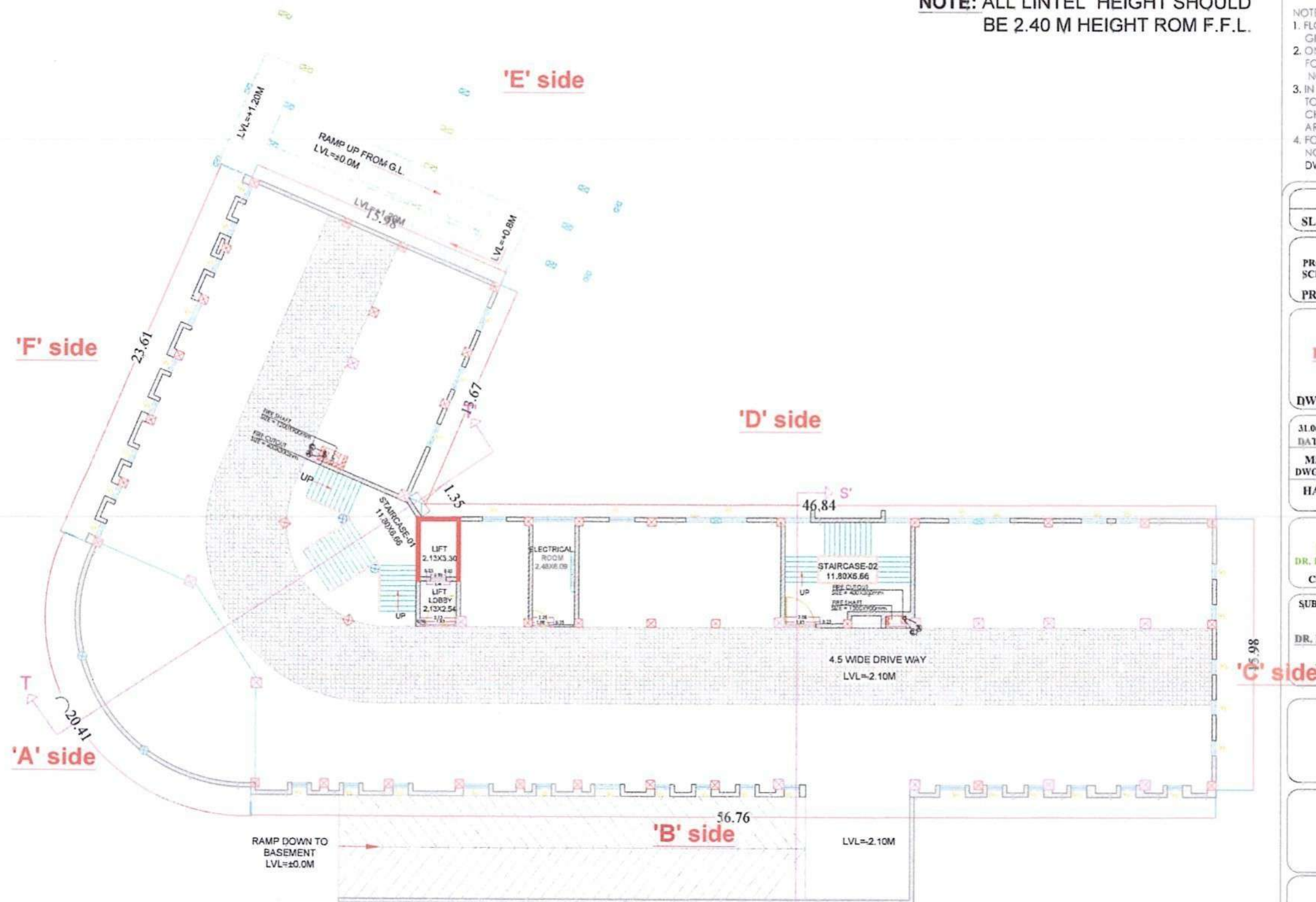
RELEASED FOR

preliminary ☐ tender ☐ information ☐
approval ☐ construction ☒



Pg-67/96

NOTE: ALL LINTEL HEIGHT SHOULD BE 2.40 M HEIGHT ROM F.F.L.



BASEMENT FLOOR PLAN
(LINTEL PLAN)

SHEET NO : 23

NOTES:-

1. FLOOR BRICK WORK DIMENSIONS GIVEN ARE ALL METER & MM.
2. ONLY WRITTEN DIMENSIONS TO BE FOLLOWED STRICTLY, DRAWINGS NOT TO BE SCALED.
3. IN CASE OF ANY DOUBT, CONSULT TO THE PROJECT ENGINEER IN CHARGE, OR THE HEAD-OFFICE M.S ARCHITECT, M.S ARCHITECTS.
4. FOR SPECIFICATION FOLLOW THE NOTES GIVEN ON RESPECTIVE DWG. SHEET.

SL. NO.	REVISION	REMARKS
---------	----------	---------

PROPOSED(B+G+2) STORIED DAV SCHOOL, SAMBALPUR

PROJECT :

**BASEMENT FLOOR
(LINTEL PLAN)**

DWG. TITLE :

31.06.26	DATE :	REVISION :	N.T.S
MS/DAV/VD/B6/AR/05	DWG. NO :		SCALE :

HARAPRIYA
DEALT BY (ENGG. INCHARGE)

REGIONAL DIRECTOR,
DAV INSTITUTION, ODISHA
DR. KESHABA CHANDRA SATPATHY

CLIENT :

SUBMITTED BY:

DR. KESHABA CHANDRA SATPATHY
REGIONAL DIRECTOR,
DAV INSTITUTION, ODISHA

SEAL AND SIGNATURE
OF ARCHITECT

M. D. DUKOLA MANESWARI

MS
ARCHITECTS
PLOT-30228, SAMANTAPURI
PODANNE SCHOOLS CHURCH
BILASIPUR, JH
PIN-751024
E-MAIL: (d) m.d.dukola_maneswari@yahoo.com

CONSULTANT:

RELEASED FOR

preliminary ☐ tender ☐ information ☐
approval ☐ construction ☒



NOTE: ALL LINTEL HEIGHT SHOULD BE 2.40 M HEIGHT ROM F.F.L.

SHEET NO : 24

- NOTES:-
1. FLOOR BRICK WORK DIMENSIONS GIVEN ARE ALL METER & MM.
 2. ONLY WRITTEN DIMENSIONS TO BE FOLLOWED STRICTLY. DRAWINGS NOT TO BE SCALED.
 3. IN CASE OF ANY DOUBT, CONSULT TO THE PROJECT ENGINEER IN CHARGE, OR THE HEAD-OFFICE M S ARCHITECT, M S ARCHITECTS.
 4. FOR SPECIFICATION FOLLOW THE NOTES GIVEN ON RESPECTIVE DWG. SHEET.

SL. NO.	REVISION	REMARKS
---------	----------	---------

PROPOSED (B+G+2) STORIED DAV SCHOOL, SAMBALPUR

PROJECT :

**GROUND FLOOR
(LINTEL PLAN)**

DWG. TITLE :

31.06.26	REVISION :	N.T.S
DATE :	MS/DAV/WD/B6/AR/05	SCALE :
DWG. NO :		
HARAPRIYA	DEALT BY	(ENGG. INCHARGE)

REGIONAL DIRECTOR,
DAV INSTITUTION, ODISHA
DR. KESHABA CHANDRA SATPATHY

CLIENT :

SUBMITTED BY :

DR. KESHABA CHANDRA SATPATHY
REGIONAL DIRECTOR,
DAV INSTITUTION, ODISHA

SEAL AND SIGNATURE
OF ARCHITECT

Ar. D. DEBPRASAD

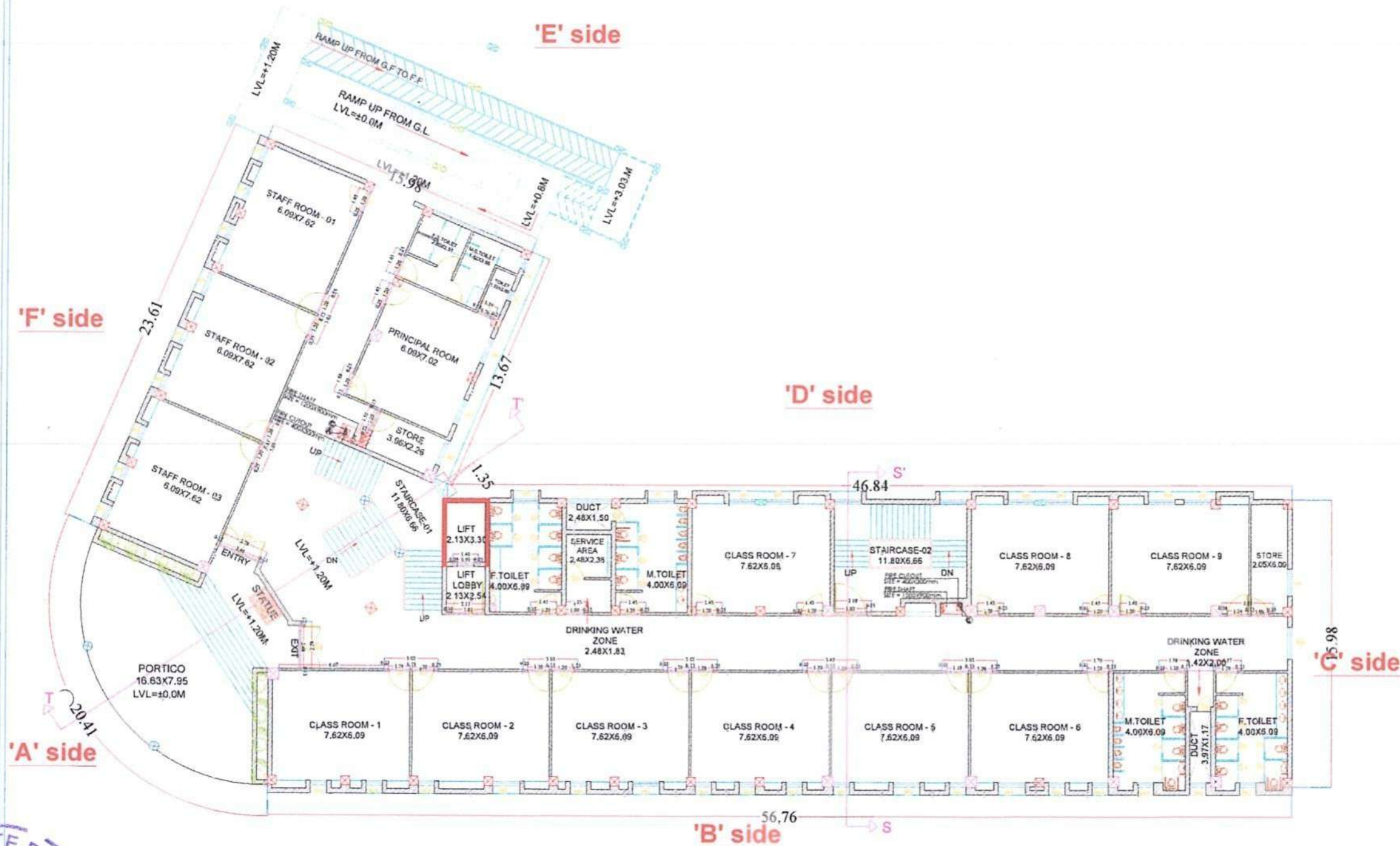
MS
ARCHITECTS

CONSULTANT :

RELEASED FOR

preliminary ☐ tender ☐ information ☐
approval ☐ construction ☒

Pg-69/96



**GROUND FLOOR PLAN
(LINTEL PLAN)**



NOTE: ALL LINTEL HEIGHT SHOULD BE 2.40 M HEIGHT ROM F.F.L.

SHEET NO : 25

- NOTES:-
1. FLOOR BRICK WORK DIMENSIONS GIVEN ARE ALL METER & MM.
 2. ONLY WRITTEN DIMENSIONS TO BE FOLLOWED STRICTLY, DRAWINGS NOT TO BE SCALED.
 3. IN CASE OF ANY DOUBT, CONSULT TO THE PROJECT ENGINEER IN CHARGE, OR THE HEAD-OFFICE M S ARCHITECT, M S ARCHITECTS.
 4. FOR SPECIFICATION FOLLOW THE NOTES GIVEN ON RESPECTIVE DWG. SHEET.

SL. NO.	REVISION	REMARKS
---------	----------	---------

PROPOSED (B+G+2) STORIED DAV SCHOOL, SAMBALPUR
PROJECT :

**FIRST FLOOR
(LINTEL PLAN)**

DWG. TITLE :

31.06.26	DATE :	REVISION :	N.T.S
MS/DAV/WD/B6/AR/05	DWG. NO :		SCALE :
HARAPRIYA	DEALT BY	(ENGG. INCHARGE)	

REGIONAL DIRECTOR,
DAV INSTITUTION, ODISHA
DR. KESHABA CHANDRA SATPATHY
CLIENT :

SUBMITTED BY:
DR. KESHABA CHANDRA SATPATHY
REGIONAL DIRECTOR,
DAV INSTITUTION, ODISHA

SEAL AND SIGNATURE
OF ARCHITECT
A. D. KURMA MAHESWAR

MS
ARCHITECTS
PLOT-20/30, SAMANTAPUR
PODANDE ROAD, CHAKRA
BHEKRAHAR, PO
BILASIPUR, DIST. JHARSUGUDA
CONSULTANT:

RELEASED FOR
preliminary ☐ tender ☐ information ☐
approval ☐ construction ☒

Pg-79/96



**FIRST FLOOR PLAN
(LINTEL PLAN)**



NOTE: ALL LINTEL HEIGHT SHOULD BE 2.40 M HEIGHT ROM F.F.L.

SHEET NO : 26

- NOTES:-
1. FLOOR BRICK WORK DIMENSIONS GIVEN ARE ALL METER & MM.
 2. ONLY WRITTEN DIMENSIONS TO BE FOLLOWED STRICTLY. DRAWINGS NOT TO BE SCALED.
 3. IN CASE OF ANY DOUBT, CONSULT TO THE PROJECT ENGINEER IN CHARGE, OR THE HEAD-OFFICE M S ARCHITECT, M S ARCHITECTS.
 4. FOR SPECIFICATION FOLLOW THE NOTES GIVEN ON RESPECTIVE DWG. SHEET.

SL. NO.	REVISION	REMARKS
---------	----------	---------

PROPOSED (B+G+2) STORIED DAY SCHOOL, SAMBALPUR
PROJECT :

SECOND FLOOR (LINTEL PLAN)

DWG. TITLE :

31.06.26	DATE :	REVISION :	N.T.S
MS/DAV/WD/B6/AR/05	DWG. NO :		SCALE :
HARAPRIYA	DEALT BY :	(ENGG INCHARGE)	

REGIONAL DIRECTOR,
DAY INSTITUTION, ODISHA
DR. KESHABA CHANDRA SATPATHY
CLIENT :

SUBMITTED BY:
DR. KESHABA CHANDRA SATPATHY
REGIONAL DIRECTOR,
DAY INSTITUTION, ODISHA

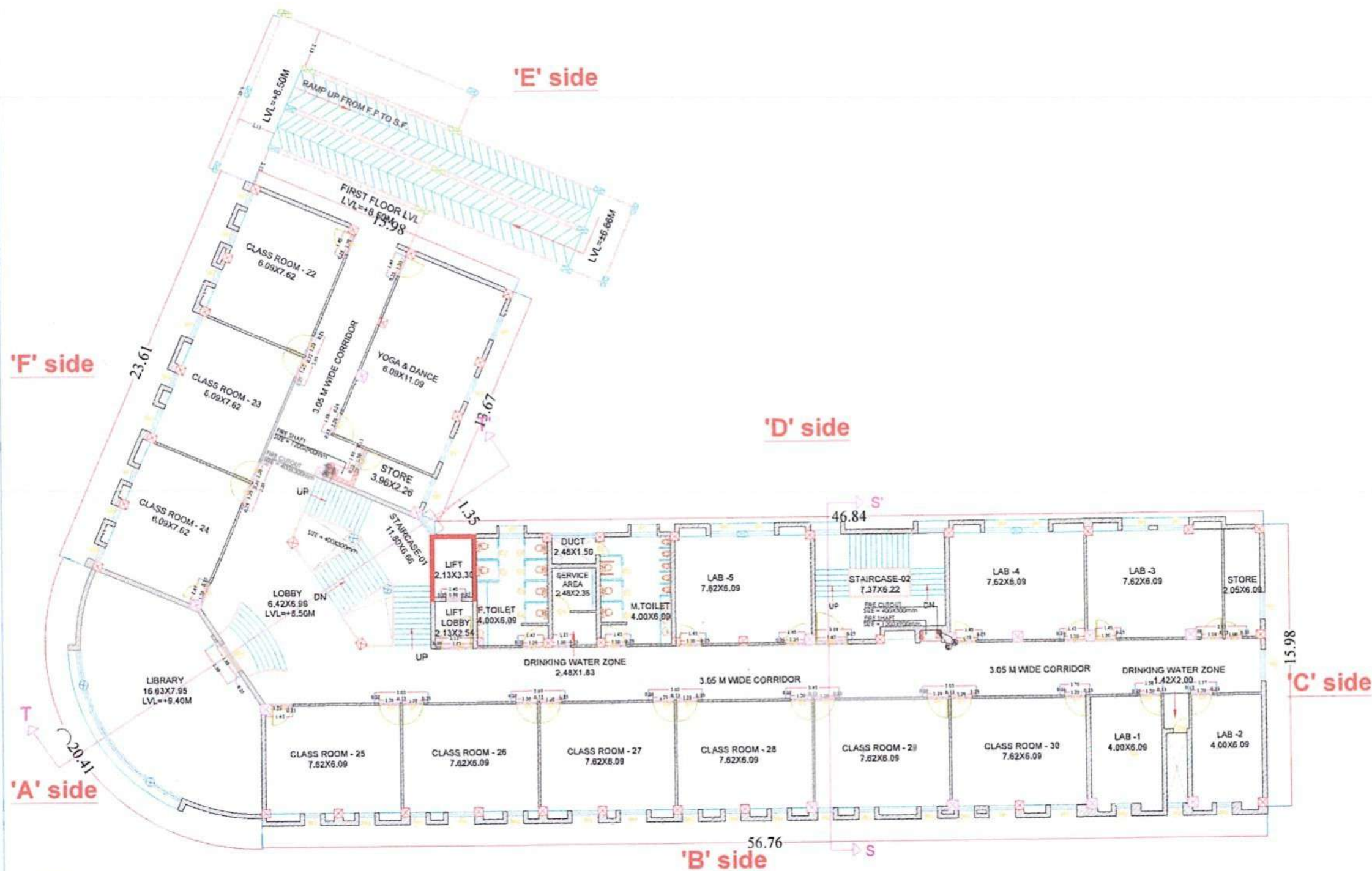
REAL AND SIGNATURE
OF ARCHITECT

AT D. BURGHA MAHESWARI

MS
ARCHITECTS
PLOT-29/32, SAMANTAPURI
POLARIS SCHOOL, CHIRAK
BILASWARI, RA
PIN-751011, ODISHA
CONSULTANT:

RELEASED FOR
preliminary ☐ tender ☐ information ☐
approval ☐ construction ☒

Pg-71/96



SECOND FLOOR PLAN
(LINTEL PLAN)



NOTE: ALL LINTEL HEIGHT SHOULD BE 2.40 M HEIGHT ROM F.F.L.



TERRACE FLOOR PLAN
(LINTEL PLAN)

SHEET NO : 27

- NOTES:-
1. FLOOR BRICK WORK DIMENSIONS GIVEN ARE ALL METER & MM.
 2. ONLY WRITTEN DIMENSIONS TO BE FOLLOWED STRICTLY, DRAWINGS NOT TO BE SCALED.
 3. IN CASE OF ANY DOUBT, CONSULT TO THE PROJECT ENGINEER IN CHARGE, OR THE HEAD-OFFICE M S ARCHITECT, M S ARCHITECTS.
 4. FOR SPECIFICATION FOLLOW THE NOTES GIVEN ON RESPECTIVE DWG. SHEET.

SL. NO.	REVISION	REMARKS
---------	----------	---------

PROPOSED (B+G+2) STORIED DAV SCHOOL, SAMBALPUR
PROJECT :

TERRACE FLOOR
(LINTEL PLAN)

DWG. TITLE :

31.06.26 DATE :	REVISION :	N.T.S SCALE :
MS/DAVWD/B6/AR/05 DWG. NO :		
HARAPRIYA DEALT BY	(ENGG. INCHARGE)	

REGIONAL DIRECTOR,
DAV INSTITUTION, ODISHA
DR. KESHABA CHANDRA SATPATHY
CLIENT :

SUBMITTED BY:
DR. KESHABA CHANDRA SATPATHY
REGIONAL DIRECTOR,
DAV INSTITUTION, ODISHA

REGIONAL DIRECTOR
OF ARCHITECT

As To DRUPA MAJUMDAR

MS
ARCHITECTS

CONSULTANT:

RELEASED FOR

preliminary ☐ tender ☐ information ☐
approval ☐ construction ☒

Pg-72/96



SHEET NO : 28

NOTES:-

1. FLOOR BRICK WORK DIMENSIONS GIVEN ARE ALL METER & MM.
2. ONLY WRITTEN DIMENSIONS TO BE FOLLOWED STRICTLY. DRAWINGS NOT TO BE SCALED.
3. IN CASE OF ANY DOUBT, CONSULT TO THE PROJECT ENGINEER IN CHARGE, OR THE HEAD-OFFICE M S ARCHITECT, M S ARCHITECTS.
4. FOR SPECIFICATION FOLLOW THE NOTES GIVEN ON RESPECTIVE DWG. SHEET.

SCHEDULE OF FINISHES

- BASEMENT FLOOR PLAN -

NO. SL.	PLACE	FLOORING	SIZE	SKIRTING	DADO
1	STEPS	GRANITE	12 MM THICK	150 MM THICK HIGH GRANITE	---
2	STAIRCASE & LIFT LOBBY	GRANITE	12 MM THICK	150 MM THICK HIGH GRANITE	---
3	ELECTRICAL ROOM	TILES	600MMX600 MM	---	---
4	PARKING	VDF FLOORING		---	---

SL. NO.	REVISION	REMARKS
PROPOSED (B+G+2) STORIED DAV SCHOOL, SAMBALPUR		
PROJECT :		
BASEMENT FLOOR (FLOORING PLAN)		
DWG. TITLE :		
31.06.26	DATE :	REVISION :
MS/DAV/AVD/B6/AR/05	DWG. NO :	N.T.S
HARAPRIYA	DEALT BY	SCALE :
		(ENGG. INCHARGE)
REGIONAL DIRECTOR, DAV INSTITUTION, ODISHA		
DR. KESHABA CHANDRA SATPATHY		
CLIENT :		
SUBMITTED BY:		
DR. KESHABA CHANDRA SATPATHY		
REGIONAL DIRECTOR, DAV INSTITUTION, ODISHA		
TRIAL AND SIGNATURE OF ARCHITECT		
A D UJIGA MAHESWARI		
MS ARCHITECTS		
PLOT-2018, SAMANTAPUR, PO-SANDEEP, DIST. SAMBALPUR, PIN-767014		
CONSULTANT:		
RELEASED FOR		
preliminary <input type="checkbox"/> tender <input type="checkbox"/> information <input type="checkbox"/>		
approval <input type="checkbox"/> construction <input checked="" type="checkbox"/>		

PROPOSED (B+G+2) STORIED DAV SCHOOL, SAMBALPUR

PROJECT :

BASEMENT FLOOR (FLOORING PLAN)

DWG. TITLE :

31.06.26	DATE :	REVISION :	N.T.S
MS/DAV/AVD/B6/AR/05	DWG. NO :	SCALE :	

HARAPRIYA
DEALT BY (ENGG. INCHARGE)REGIONAL DIRECTOR,
DAV INSTITUTION, ODISHA
DR. KESHABA CHANDRA SATPATHY

CLIENT :

SUBMITTED BY:

DR. KESHABA CHANDRA SATPATHY
REGIONAL DIRECTOR,
DAV INSTITUTION, ODISHA

TRIAL AND SIGNATURE OF ARCHITECT

A D UJIGA MAHESWARI

MS ARCHITECTS

PLOT-2018, SAMANTAPUR,
PO-SANDEEP, DIST. SAMBALPUR,
PIN-767014

CONSULTANT:

RELEASED FOR

preliminary ☐ tender ☐ information ☐approval ☐ construction ☒

Pg-73/96

BASEMENT FLOOR PLAN
(FLOORING PLAN)

SHEET NO : 30

- NOTES:-
1. FLOOR BRICK WORK DIMENSIONS GIVEN ARE ALL METER & MM.
 2. ONLY WRITTEN DIMENSIONS TO BE FOLLOWED STRICTLY. DRAWINGS NOT TO BE SCALED.
 3. IN CASE OF ANY DOUBT, CONSULT TO THE PROJECT ENGINEER IN CHARGE, OR THE HEAD-OFFICE M.S ARCHITECT, M.S ARCHITECTS.
 4. FOR SPECIFICATION FOLLOW THE NOTES GIVEN ON RESPECTIVE DWG. SHEET.

SL. NO.	REVISION	REMARKS
---------	----------	---------

PROPOSED (B+G+2) STORIED DAV SCHOOL, SAMBALPUR

PROJECT :

FIRST FLOOR
(FLOORING PLAN)

DWG. TITLE :

31.06.16	DATE :	REVISION :	N.T.S
MS/DAV/WD/B6/AR/05	DWG. NO :		SCALE :

HARAPRIYA
DEALT BY (ENGG. IN CHARGE)

REGIONAL DIRECTOR,
DAV INSTITUTION, ODISHA
DR. KESHABA CHANDRA SATPATHY
CLIENT :

SUBMITTED BY:

DR. KESHABA CHANDRA SATPATHY
REGIONAL DIRECTOR,
DAV INSTITUTION, ODISHA

SEAL AND SIGNATURE OF ARCHITECT

A. D. DURGA MAHAESWARI

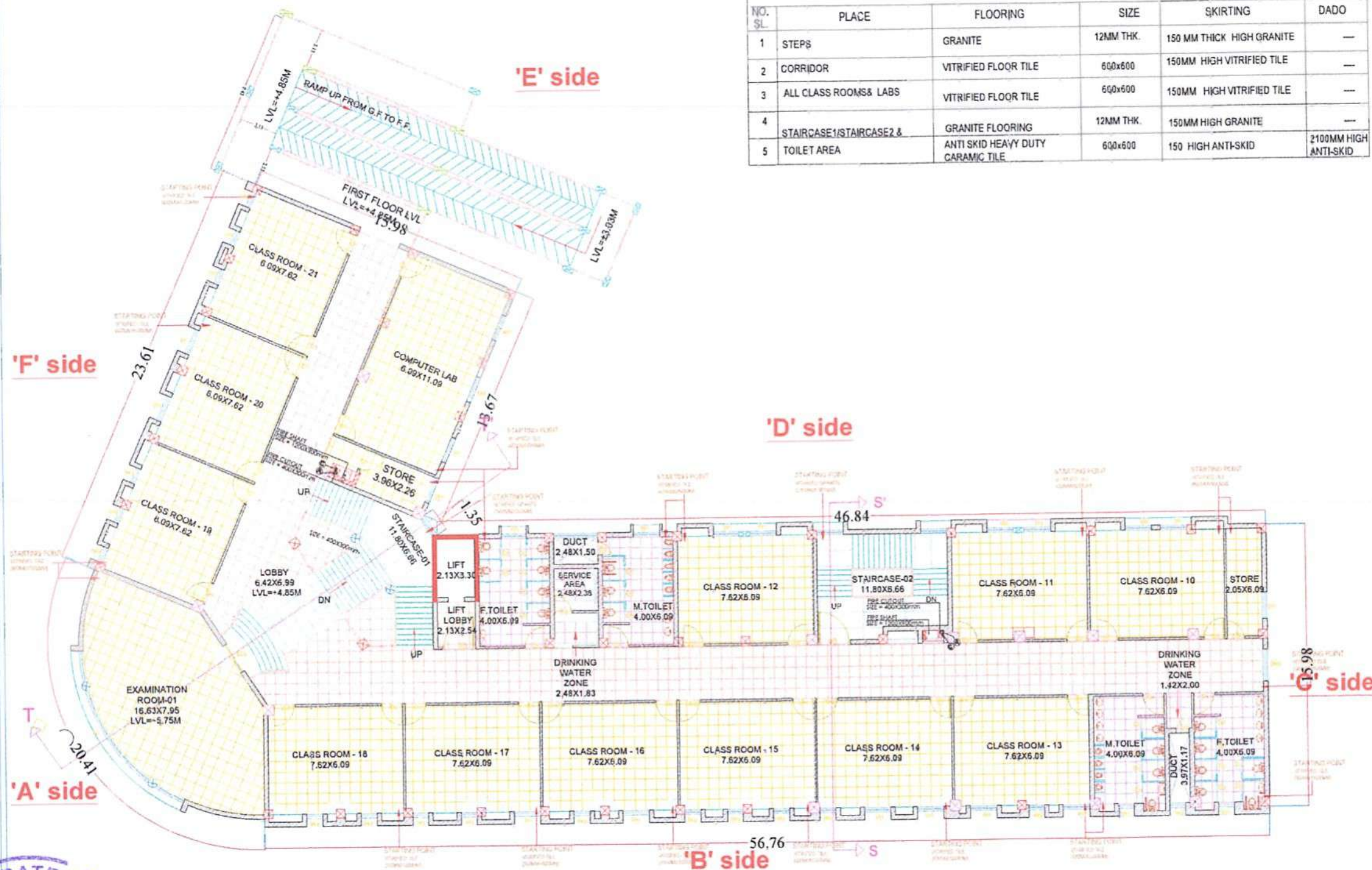
MS
ARCHITECTS

CONSULTANT:

RELEASED FOR

preliminary ☐ under ☐ information ☐
approval ☐ construction ☒

SCHEDULE OF FINISHES					
- FIRST FLOOR PLAN -					
NO. SL.	PLACE	FLOORING	SIZE	SKIRTING	DADO
1	STEPS	GRANITE	12MM THK.	150 MM THICK HIGH GRANITE	---
2	CORRIDOR	VITRIFIED FLOOR TILE	600x600	150MM HIGH VITRIFIED TILE	---
3	ALL CLASS ROOMS & LABS	VITRIFIED FLOOR TILE	600x600	150MM HIGH VITRIFIED TILE	---
4	STAIRCASE1/STAIRCASE2 &	GRANITE FLOORING	12MM THK.	150MM HIGH GRANITE	---
5	TOILET AREA	ANTI SKID HEAVY DUTY CARAMIC TILE	600x600	150 HIGH ANTI-SKID	2100MM HIGH ANTI-SKID



FIRST FLOOR PLAN
(FLOORING PLAN)



SHEET NO : 31

NOTES:-

1. FLOOR BRICK WORK DIMENSIONS GIVEN ARE ALL METER & MM.
2. ONLY WRITTEN DIMENSIONS TO BE FOLLOWED STRICTLY. DRAWINGS NOT TO BE SCALED.
3. IN CASE OF ANY DOUBT, CONSULT TO THE PROJECT ENGINEER IN CHARGE, OR THE HEAD-OFFICE M S ARCHITECT, M S ARCHITECTS,
4. FOR SPECIFICATION FOLLOW THE NOTES GIVEN ON RESPECTIVE DWG. SHEET.

SCHEDULE OF FINISHES

- SECOND FLOOR PLAN -

NO. SL.	PLACE	FLOORING	SIZE	SKIRTING	DADO
1	STEPS	GRANITE	12MM THK.	150 MM THICK HIGH GRANITE	---
2	CORRIDOR	VITRIFIED FLOOR TILE	600x600	150MM HIGH VITRIFIED TILE	---
3	ALL CLASS ROOMS & LABS	VITRIFIED FLOOR TILE	600x600	150MM HIGH VITRIFIED TILE	---
4	STAIRCASE1/STAIRCASE2	GRANITE FLOORING	12MM THK.	150MM HIGH GRANITE	---
5	TOILET AREA	ANTI SKID HEAVY DUTY CARAMIC TILE	600x600	150 HIGH ANTI-SKID	2100MM HIGH ANTI-SKID

SL. NO. REVISION REMARKS

PROPOSED (B+G+2) STORIED DAV SCHOOL, SAMBALPUR

PROJECT :

SECOND FLOOR
(FLOORING PLAN)

DWG. TITLE :

31.06.26

DATE :

REVISION :

N.T.S

MS/DAV/AVD/B6/AR/05

DWG. NO :

SCALE :

HARAPRIYA

DEALT BY

(ENGG. INCHARGE)

REGIONAL DIRECTOR,
DAV INSTITUTION, ODISHA
DR. KESHABA CHANDRA SATPATHY

CLIENT :

SUBMITTED BY:

DR. KESHABA CHANDRA SATPATHY
REGIONAL DIRECTOR,
DAV INSTITUTION, ODISHATEAL AND SIGNATURE
OF ARCHITECT

BY D. KESHABA CHANDRA SATPATHY

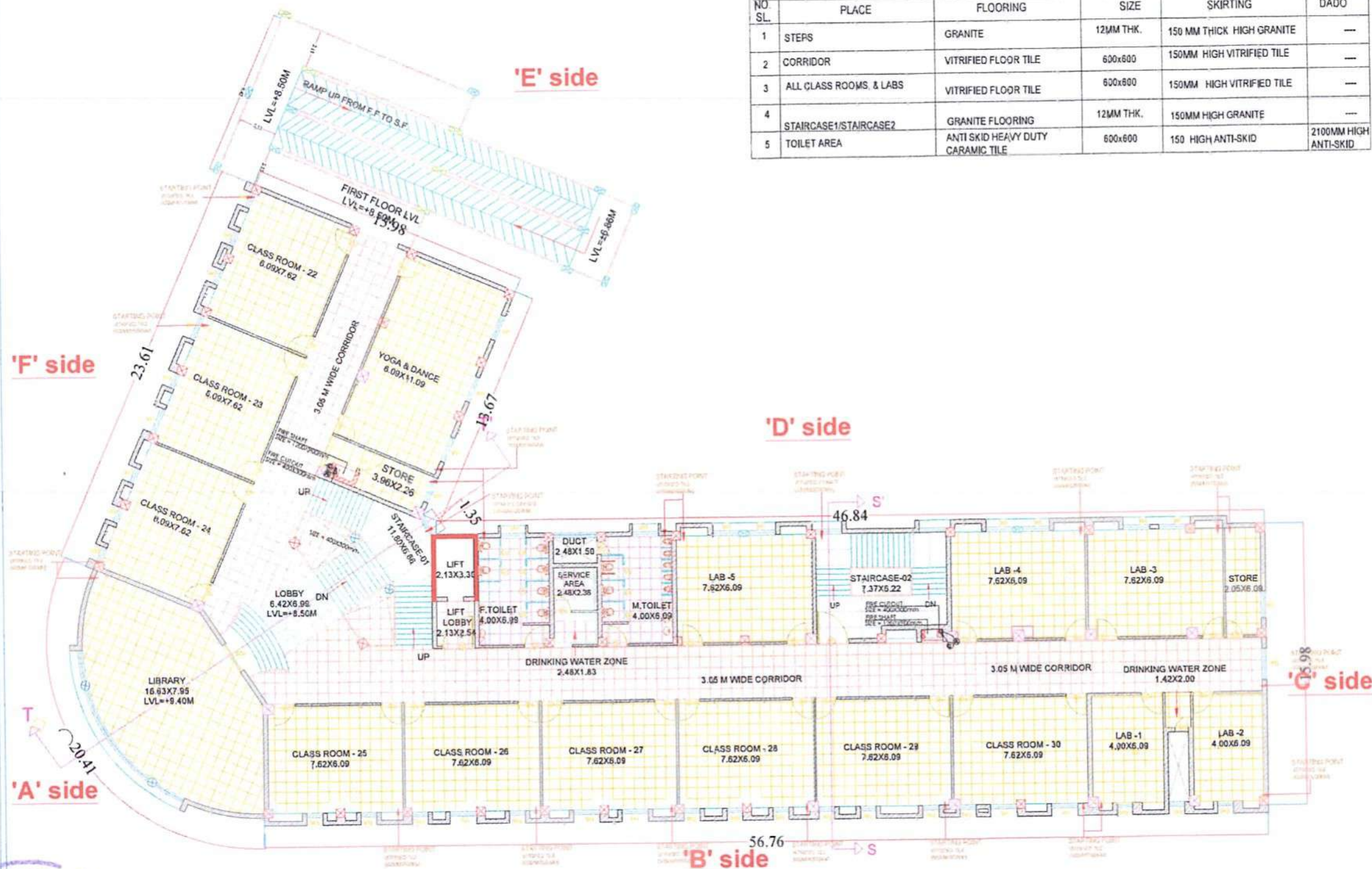
MS
ARCHITECTS
PLOT-10/11, SAMANTAPUR
POLARIS ESTATE, ODISHA
BILASIPUR, JHARKHAND
PIN-821014 (INDIA)
BANK: IDBI BANK, BRANCH: SAMANTAPUR, PIN-821014

CONSULTANT:

RELEASED FOR

preliminary ☐ tender ☐ information ☐

approval ☐ construction ☒

SECOND FLOOR PLAN
(FLOORING PLAN)

Pg-7/8/96

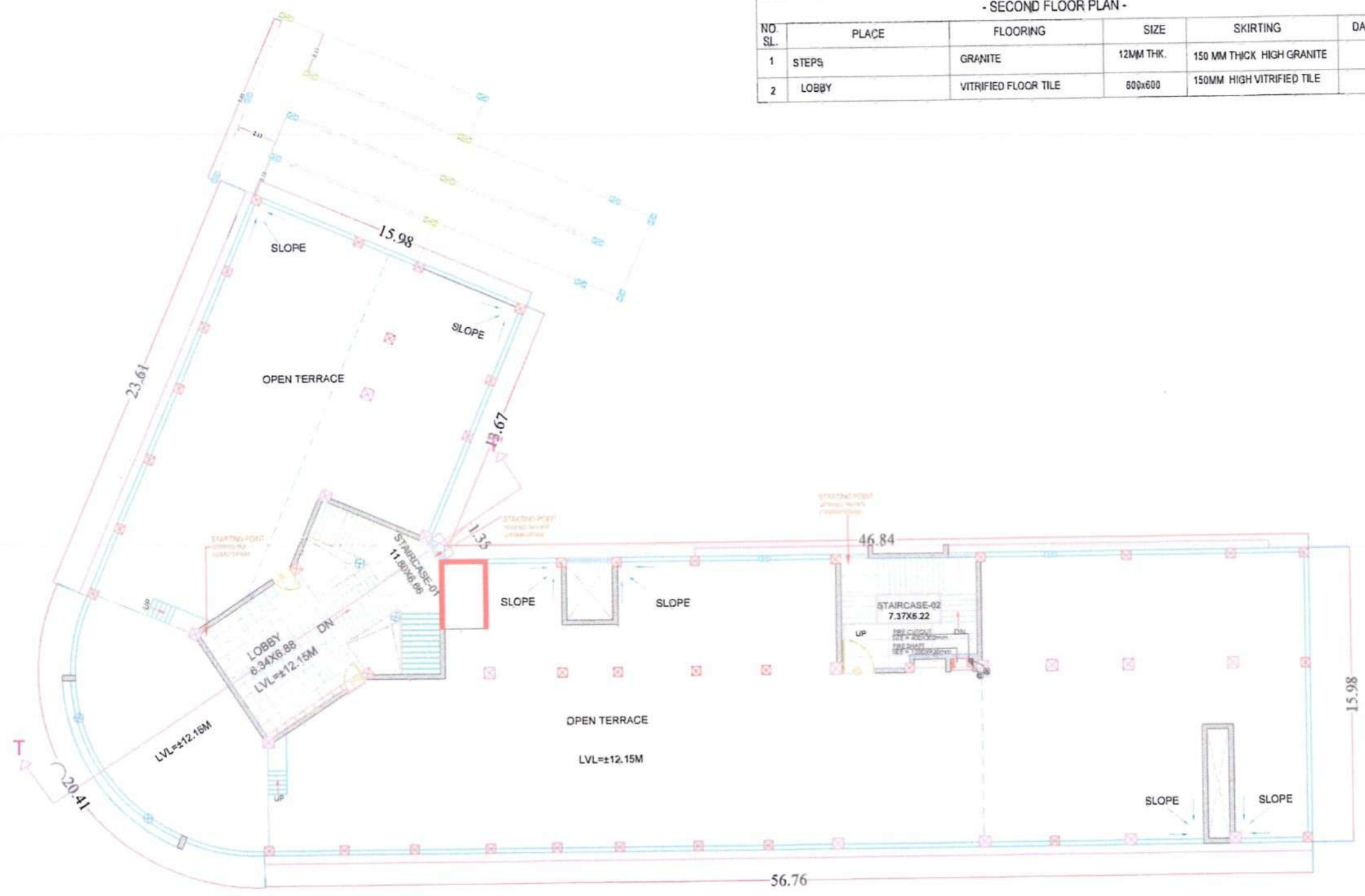
SCHEDULE OF FINISHES					
- SECOND FLOOR PLAN -					
NO. SL.	PLACE	FLOORING	SIZE	SKIRTING	DADO
1	STEPS	GRANITE	12MM THK.	150 MM THICK HIGH GRANITE	---
2	LOBBY	VITRIFIED FLOOR TILE	600x600	150MM HIGH VITRIFIED TILE	---

SHEET NO : 32

NOTES:-

1. FLOOR BRICK WORK DIMENSIONS GIVEN ARE ALL METER & MM.
2. ONLY WRITTEN DIMENSIONS TO BE FOLLOWED STRICTLY. DRAWINGS NOT TO BE SCALED.
3. IN CASE OF ANY DOUBT, CONSULT TO THE PROJECT ENGINEER IN CHARGE, OR THE HEAD-OFFICE M S ARCHITECT, M S ARCHITECTS.
4. FOR SPECIFICATION FOLLOW THE NOTES GIVEN ON RESPECTIVE DWG. SHEET.

SL. NO.	REVISION	REMARKS
PROPOSED (B+G+2) STORIED DAV SCHOOL, SAMBALPUR PROJECT :		
SECOND FLOOR (FLOORING PLAN)		
DWG. TITLE :		
31.06.26 DATE :	REVISION :	N.T.S SCALE :
MS/DAVWD/B6/AR/05 DWG. NO :		
HARAPRIYA DEALT BY		(ENGG INCHARGE)
REGIONAL DIRECTOR , DAV INSTITUTION, ODISHA DR. KESHABA CHANDRA SATPATHY CLIENT :		
SUBMITTED BY: DR. KESHABA CHANDRA SATPATHY REGIONAL DIRECTOR , DAV INSTITUTION, ODISHA		
SEAL AND SIGNATURE OF ARCHITECT AI D DEEPA MANESWARI		
MS ARCHITECTS PLOT-20/21, SAMANTAPUR, PODANE, ODISHA, INDIA PH: 9467011114 EMAIL: 10-mrarchitects@rediffmail.com CONSULTANT:		
RELEASED FOR <pre> preliminary <input type="checkbox"/> tender <input type="checkbox"/> information <input type="checkbox"/> approval <input type="checkbox"/> construction <input checked="" type="checkbox"/> </pre>		



TERRACE FLOOR PLAN
(FLOORING PLAN)





GROUND FLOOR PLAN
(ELECTRICAL PLAN)

LEGENDS & ABBREVIATION - ELV SYSTEM	
	EHV DB
	TV OUTLET POINT
	TELEPHONE
	1 NO. DATA OUTLET
	2WOS. USB PORT
	HPM
	WFI ACCESS POINT ON CEILING
	G-1 JUNCTION BOX FOR POWER RACEWAY
	ACCESS CONTROL PANEL
	EHV DISTRIBUTION BOARD
LEGENDS	
	1200MM DIA CEILING FAN
	200MM DIA DOWN LIGHTER-18W
	NORMAL SWITCH
	EMERGENCY SWITCH
	200MM DIA DOWN LIGHTER-12W
	FAN REGULATOR
	NORMAL CIRCUIT
	EMERGENCY CIRCUIT
	EXHAUST FAN
	WALL BRACKET LIGHT H+AS PER ELEVATION
	EMERGENCY LIGHT
	WALL FAN
	4 FEET TUBE LIGHT 40W
	1NO. 6A SOCKET WITH 1NO. SWITCH
	2NO. 6A SOCKET WITH 2NO. SWITCH
	2NO. 5/16A SOCKET WITH 2NO. SWITCH
	1NO. 5/16A SOCKET WITH 1NO. SWITCH
	1NO. 16A SOCKET WITH 1NO. SWITCH
	1NO. 6A SOCKET WITH 1NO. SWITCH UPS
	1NO. 5/16A SOCKET WITH 1NO. SWITCH UPS
	2NO. 5/16A SOCKET WITH 1NO. SWITCH UPS
	1NO. 6A OUTLET FOR URINAL
	EHV CHARGING POINT
	2X6A (UPS) SOCKET & 6A SWITCH
	1NO. 6A RAW POINT, 1 DATA & 1 VOICE POINT

SHEET NO : 34

NOTES:-

1. FLOOR BRICK WORK DIMENSIONS GIVEN ARE ALL METER & MM.
2. ONLY WRITTEN DIMENSIONS TO BE FOLLOWED STRICTLY. DRAWINGS NOT TO BE SCALED.
3. IN CASE OF ANY DOUBT, CONSULT TO THE PROJECT ENGINEER IN CHARGE, OR THE HEAD-OFFICE M S ARCHITECT, M S ARCHITECTS.
4. FOR SPECIFICATION FOLLOW THE NOTES GIVEN ON RESPECTIVE DWG. SHEET.

SL. NO.	REVISION	REMARKS
---------	----------	---------

PROPOSED (B+G+2) STORIED DAV
SCHOOL, SAMBALPUR

PROJECT :

GROUND FLOOR
(ELECTRICAL LAYOUT PLAN)

DWG. TITLE :

31.06.26	REVISION :	N.T.S
DATE :		SCALE :
MS/DAV/VD/B6/AR/05		
DWG. NO :		

HARAPRIVA	
DEALT BY	(ENGG INCHARGE)

REGIONAL DIRECTOR,
DAV INSTITUTION, ODISHA
DR. KESHABA CHANDRA SATPATHY

CLIENT :

SUBMITTED BY:

DR. KESHABA CHANDRA SATPATHY
REGIONAL DIRECTOR,
DAV INSTITUTION, ODISHA

SEAL AND SIGNATURE
OF ARCHITECT

AT D. DEBKA MAHESWARI

SEAL AND SIGNATURE
OF ARCHITECT

First Floor, F620, Ludo Baral, New Delhi
110030 (Delhi)
Mob: +91-8511611853, 011-4552 3060
Email: behara.associates@gmail.com

Behara Associates Pvt Ltd.

MS
ARCHITECTS
PLOT-2518, TANAYAPUR
POHARIE, ODISHA, INDIA
BHOJAPUR, JHARKHAND
PIN NO. 751004
Email: ms.architects@gmail.com, ms.architects@yahoo.com

CONSULTANT:

RELEASED FOR

preliminary ☐ tender ☐ information ☐
approval ☐ construction ☒

Pg-79/96



FIRST FLOOR PLAN
(ELECTRICAL PLAN)

LEGENDS & ABBREVIATION - ELV SYSTEM	
	EHV DB
	TV OUTLET POINT
	TELEPHONE
	1 NO. DATA OUTLET
	2 NOS. USB PORT
	H/W
	WFI ACCESS POINT ON CEILING
	G-1 JUNCTION BOX FOR POWER RACEWAY
	ACCESS CONTROL PANEL
	EHV DISTRIBUTION BOARD
LEGENDS	
	1200MM DIA CEILING FAN
	200MM DIA DOWN LIGHTER-18W
	NORMAL SWITCH
	EMERGENCY SWITCH
	230MM DIA DOWN LIGHTER-12W
	FAN REGULATOR
	NORMAL CIRCUIT
	EMERGENCY CIRCUIT
	EXHAUST FAN
	WALL BRACKET LIGHT H+AS PER ELEVATION
	EMERGENCY LIGHT
	WALL FAN
	4 FEET TUBE LIGHT 40W
	1NO. 6A SOCKET WITH 1NO. SWITCH
	2NO. 6A SOCKET WITH 2NO. SWITCH
	2NO. 5/16A SOCKET WITH 2NO. SWITCH
	1NO. 5/16A SOCKET WITH 1NO. SWITCH
	1NO. 15A SOCKET WITH 1NO. SWITCH
	1NO. 6A SOCKET WITH 1NO. SWITCH UPS
	1NO. 5/16A SOCKET WITH 1NO. SWITCH UPS
	2NO. 5/16A SOCKET WITH 1NO. SWITCH UPS
	1NO. 6A OUTLET FOR URINAL
	EHV CHARGING POINT
	2X6A (UPS) SOCKET & 6A SWITCH
	1NO. 6A RAW POINT, 1 DATA & 1 VOICE POINT

SHEET NO : 35

NOTES:-

1. FLOOR BRICK WORK DIMENSIONS GIVEN ARE ALL METER & MM.
2. ONLY WRITTEN DIMENSIONS TO BE FOLLOWED STRICTLY. DRAWINGS NOT TO BE SCALED.
3. IN CASE OF ANY DOUBT, CONSULT TO THE PROJECT ENGINEER IN CHARGE, OR THE HEAD-OFFICE M S ARCHITECT, M S ARCHITECTS.
4. FOR SPECIFICATION FOLLOW THE NOTES GIVEN ON RESPECTIVE DWG. SHEET.

SL. NO.	REVISION	REMARKS
---------	----------	---------

PROPOSED (B+G+2) STORIED DAV SCHOOL, SAMBALPUR

PROJECT :

FIRST FLOOR
(ELECTRICAL LAYOUT PLAN)

DWG. TITLE :

31.06.26	REVISION :	N.T.S
DATE :		SCALE :
MS/DAV/WD/B6/AR/05		
DWG. NO :		

HARAPRIYA
DEALT BY (ENGG INCHARGE)

REGIONAL DIRECTOR,
DAV INSTITUTION, ODISHA
DR. KESHABA CHANDRA SATPATHY

CLIENT :

SUBMITTED BY:

DR. KESHABA CHANDRA SATPATHY
REGIONAL DIRECTOR,
DAV INSTITUTION, ODISHA

SEAL AND SIGNATURE
OF ARCHITECT

A. D. DURGAMAHESWARI

SEAL AND SIGNATURE
OF CONSULTANT

First Floor, F620, Lada Gani, New Delhi
110030 (Delhi)
Mob: +91-9511611853, 011-4552-3568
Email: tohara.associates@gmail.com

Behara Associates Pvt Ltd.

MS
ARCHITECTS
PLOT-2139, SAMBAPUR
PO-SANDEEP, DIST-SAMBA
PIN-767015
CONSULTANT:

RELEASED FOR

preliminary ☐ tender ☐ information ☐
approval ☐ construction ☒

Pg-80/96

SHEET NO : 37

NOTES:-

1. FLOOR BRICK WORK DIMENSIONS GIVEN ARE ALL METER & MM.
2. ONLY WRITTEN DIMENSIONS TO BE FOLLOWED STRICTLY. DRAWINGS NOT TO BE SCALED.
3. IN CASE OF ANY DOUBT, CONSULT TO THE PROJECT ENGINEER IN CHARGE, OR THE HEAD-OFFICE M.S ARCHITECT, M.S ARCHITECTS.
4. FOR SPECIFICATION FOLLOW THE NOTES GIVEN ON RESPECTIVE DWG. SHEET.

SL. NO.	REVISION	REMARKS
---------	----------	---------

PROPOSED (B+G+2) STORIED DAV SCHOOL, SAMBALPUR

PROJECT :

TERRACE FLOOR
(ELECTRICAL LAYOUT PLAN)

DWG. TITLE :

31.06.16
DATE :
MS/DAV/WD/B6/AR/05
DWG. NO :

HARAPRIYA
DEALT BY (ENGG INCHARGE)

REGIONAL DIRECTOR,
DAV INSTITUTION, ODISHA
DR. KESHABA CHANDRA SATPATHY

CLIENT :

SUBMITTED BY:

DR. KESHABA CHANDRA SATPATHY
REGIONAL DIRECTOR,
DAV INSTITUTION, ODISHA

SEAL AND SIGNATURE
OF ARCHITECT

A. D. DURGA MAHESWARI

SEAL AND SIGNATURE
OF ARCHITECT

First Floor, 7620, Lado Saral, New Delhi
110030 (Delhi)
Mob: +91-9911611652, 011-45563868
Email: behera.associates@gmail.com

Behera Associates Pvt Ltd.

MS
ARCHITECTS
PLOT 15/113, SAMBAPUR
PO: KANHE, DIST: KANKE
DIST: KANKE
PIN: 751011
EMAIL: msarchitects21@gmail.com, msarchitects21@yahoo.com

CONSULTANT:

RELEASED FOR

preliminary ☐ tender ☐ information ☐
approval ☐ construction ☒



TERRACE FLOOR PLAN
(ELECTRICAL PLAN)



SHEET NO : 38

- NOTES:-
1. FLOOR BRICK WORK DIMENSIONS GIVEN ARE ALL METER & MM.
 2. ONLY WRITTEN DIMENSIONS TO BE FOLLOWED STRICTLY, DRAWINGS NOT TO BE SCALED.
 3. IN CASE OF ANY DOUBT, CONSULT TO THE PROJECT ENGINEER IN CHARGE, OR THE HEAD-OFFICE M S ARCHITECT, M S ARCHITECTS.
 4. FOR SPECIFICATION FOLLOW THE NOTES GIVEN ON RESPECTIVE DWG. SHEET.

SL. NO.	REVISION	REMARKS

PROPOSED (B+G+2) STORIED DAV SCHOOL, SAMBALPUR

PROJECT :

BASEMENT FLOOR
(PH PLAN)

DWG. TITLE :

31.06.26	REVISION :	N.T.S
DATE :	MS/DAV/WD/B6/AR/05	SCALE :
DWG. NO :		

HARAPRIYA	(ENGG. INCHARGE)
DEALT BY	

REGIONAL DIRECTOR,
DAV INSTITUTION, ODISHA
DR. KESHABA CHANDRA SATPATHY

CLIENT :

SUBMITTED BY:

DR. KESHABA CHANDRA SATPATHY
REGIONAL DIRECTOR,
DAV INSTITUTION, ODISHA

SEAL AND SIGNATURE
OF ARCHITECT

Dr. D. DURGA MAHESWARI

SEAL AND SIGNATURE
OF CONSULTANT

First Floor, P-20, Laxmi, New Delhi
110020 (Delhi)
Mob: +91-9811611553, 911 4056 3588
Email: bshers.associates@gmail.com

Behera Associates Pvt Ltd.

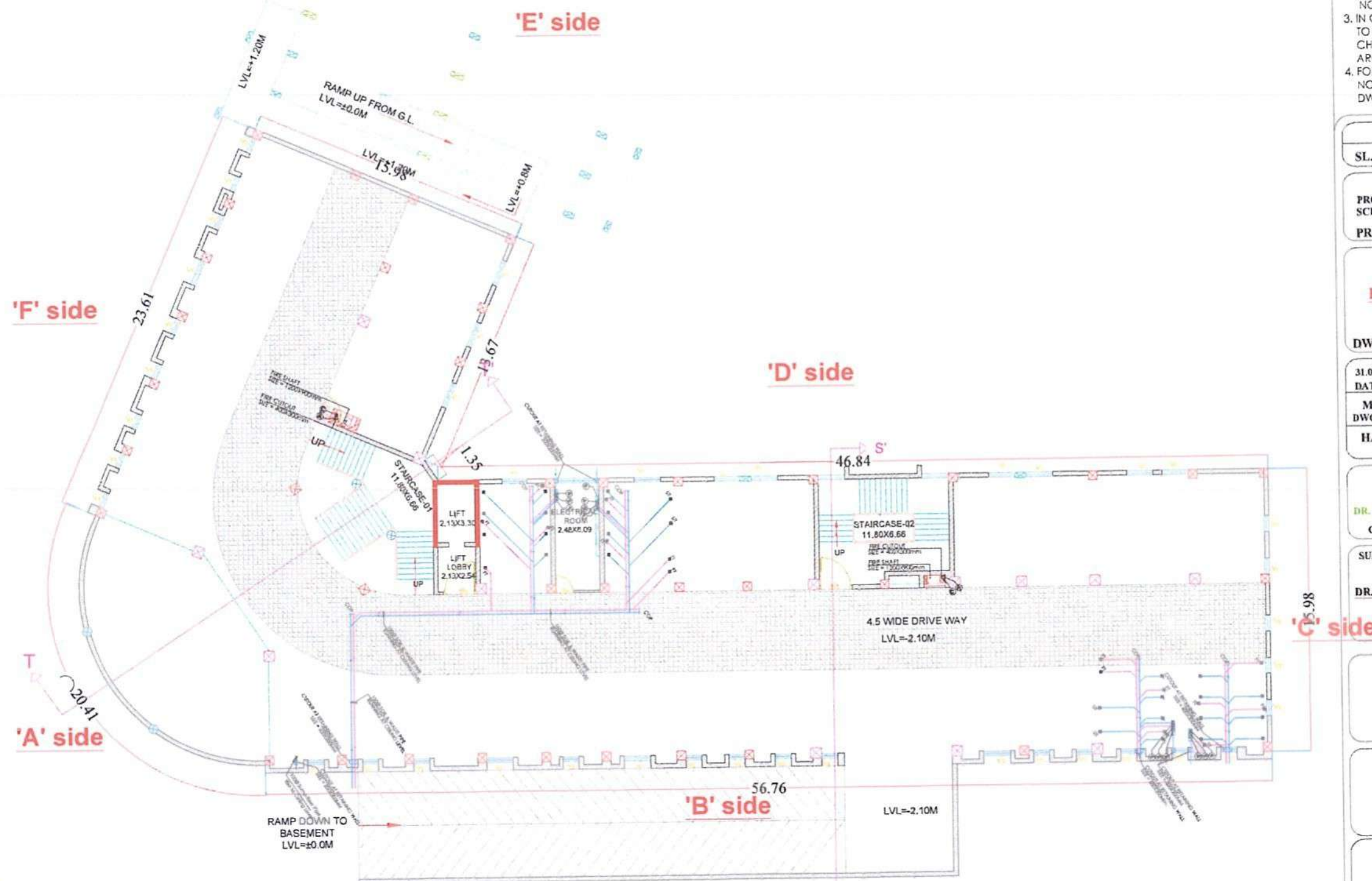
MS
ARCHITECTS

PROJECT ENGINEER IN CHARGE
PROJECT ENGINEER IN CHARGE
PROJECT ENGINEER IN CHARGE
PROJECT ENGINEER IN CHARGE

CONSULTANT:

RELEASED FOR

preliminary ☐ tender ☐ information ☐
approval ☐ construction ☒



BASEMENT FLOOR PLAN
(PH PLAN)



SHEET NO : 39

NOTES:-

1. FLOOR BRICK WORK DIMENSIONS GIVEN ARE ALL METER & MM.
2. ONLY WRITTEN DIMENSIONS TO BE FOLLOWED STRICTLY. DRAWINGS NOT TO BE SCALED.
3. IN CASE OF ANY DOUBT, CONSULT TO THE PROJECT ENGINEER IN CHARGE, OR THE HEAD-OFFICE M.S ARCHITECT, M.S ARCHITECTS.
4. FOR SPECIFICATION FOLLOW THE NOTES GIVEN ON RESPECTIVE DWG. SHEET.

SL. NO.	REVISION	REMARKS
---------	----------	---------

PROPOSED (B+G+2) STORIED DAY SCHOOL, SAMBALPUR

PROJECT :

**GROUND FLOOR
(PH PLAN)**

DWG. TITLE :

31.06.26
DATE :
MS/DAV/WD/B6/AR/05
DWG. NO :

HARAPRIYA
DEALT BY (ENGG. INCHARGE)

REGIONAL DIRECTOR,
DAY INSTITUTION, ODISHA
DR. KESHABA CHANDRA SATPATHY

CLIENT :

SUBMITTED BY:

DR. KESHABA CHANDRA SATPATHY
REGIONAL DIRECTOR,
DAY INSTITUTION, ODISHA

SEAL AND SIGNATURE
OF ARCHITECT

Dr. D. DEBGA MAHESWARI

SEAL AND SIGNATURE
OF M.S.P. CONSULTANT

First Floor, P-20, Lado Bazar, New Delhi
110030 (Delhi)
Mob: +91-9811611852, 011-4556 3668
Email: behera.associates@gmail.com

Behera Associates Pvt Ltd.

MS
ARCHITECTS

PGT-2020, SAMANTAPUR,
PODANINE, ODISHA, INDIA
BHOIRAHAR, AR
PIN-751024, INDIA

CONSULTANT:

RELEASED FOR

preliminary ☐ tender ☐ information ☐
approval ☐ construction ☒

Pg-84/96



**GROUND FLOOR PLAN
(PH PLAN)**



SHEET NO : 40

- NOTES:-
1. FLOOR BRICK WORK DIMENSIONS GIVEN ARE ALL METER & MM.
 2. ONLY WRITTEN DIMENSIONS TO BE FOLLOWED STRICTLY. DRAWINGS NOT TO BE SCALED.
 3. IN CASE OF ANY DOUBT, CONSULT TO THE PROJECT ENGINEER IN CHARGE, OR THE HEAD-OFFICE M S ARCHITECT, M S ARCHITECTS.
 4. FOR SPECIFICATION FOLLOW THE NOTES GIVEN ON RESPECTIVE DWG. SHEET.

SL. NO.	REVISION	REMARKS
---------	----------	---------

PROPOSED (B+G+2) STORIED DAY SCHOOL, SAMBALPUR

PROJECT :

FIRST FLOOR
(PH PLAN)

DWG. TITLE :

DATE : 31.06.26
REVISION :
DWG. NO : MS/DAV/WD/B6/AR/05
SCALE : N.T.S

HARAPRIYA
DEALT BY (ENGG. INCHARGE)

REGIONAL DIRECTOR,
DAY INSTITUTION, ODISHA
DR. KESHABA CHANDRA SATPATHY

CLIENT :

SUBMITTED BY :

DR. KESHABA CHANDRA SATPATHY
REGIONAL DIRECTOR,
DAY INSTITUTION, ODISHA

SEAL AND SIGNATURE
OF ARCHITECT

M S ARCHITECTS

SEAL & NO. OF CONSULTANT

First Floor, PG20, Lark, Saral, New Delhi
110030 (Delhi)
Mob: +91-9911011553, 011-4552-3566
Email: behara.associates@gmail.com

Behara Associates Pvt Ltd.

MS
ARCHITECTS
PLOT NO. 202, SAMBAPUR
PO. KANKE, DIST. SAMBALPUR
768001, ODISHA
CONSULTANT :

RELEASED FOR

preliminary ☐ tender ☐ information ☐
approval ☐ construction ☒

Pg-85/96



FIRST FLOOR PLAN
(PH PLAN)



SHEET NO : 41

NOTES:-

1. FLOOR BRICK WORK DIMENSIONS GIVEN ARE ALL METER & MM.
2. ONLY WRITTEN DIMENSIONS TO BE FOLLOWED STRICTLY. DRAWINGS NOT TO BE SCALED.
3. IN CASE OF ANY DOUBT, CONSULT TO THE PROJECT ENGINEER IN CHARGE, OR THE HEAD-OFFICE M.S ARCHITECT, M.S ARCHITECTS.
4. FOR SPECIFICATION FOLLOW THE NOTES GIVEN ON RESPECTIVE DWG. SHEET.

SL. NO.	REVISION	REMARKS
---------	----------	---------

PROPOSED (B+G+2) STORIED DAY SCHOOL, SAMBALPUR

PROJECT :

SECOND FLOOR
(PH PLAN)

DWG. TITLE :

31.06.26	REVISION :	N.T.S
DATE :	MS/DAV/WD/B6/AR/05	SCALE :
DWG. NO :		

HARAPRIYA
DEALT BY (ENGG. INCHARGE)

REGIONAL DIRECTOR,
DAV INSTITUTION, ODISHA
DR. KESHABA CHANDRA SATPATHY

CLIENT :

SUBMITTED BY:
DR. KESHABA CHANDRA SATPATHY
REGIONAL DIRECTOR,
DAV INSTITUTION, ODISHA

REGIONAL DIRECTOR,
DAV INSTITUTION, ODISHA

M. D. DEBORA MAHESWAR

SCALE 1:1000 (AS SHOWN)
FOR REFERENCE ONLY

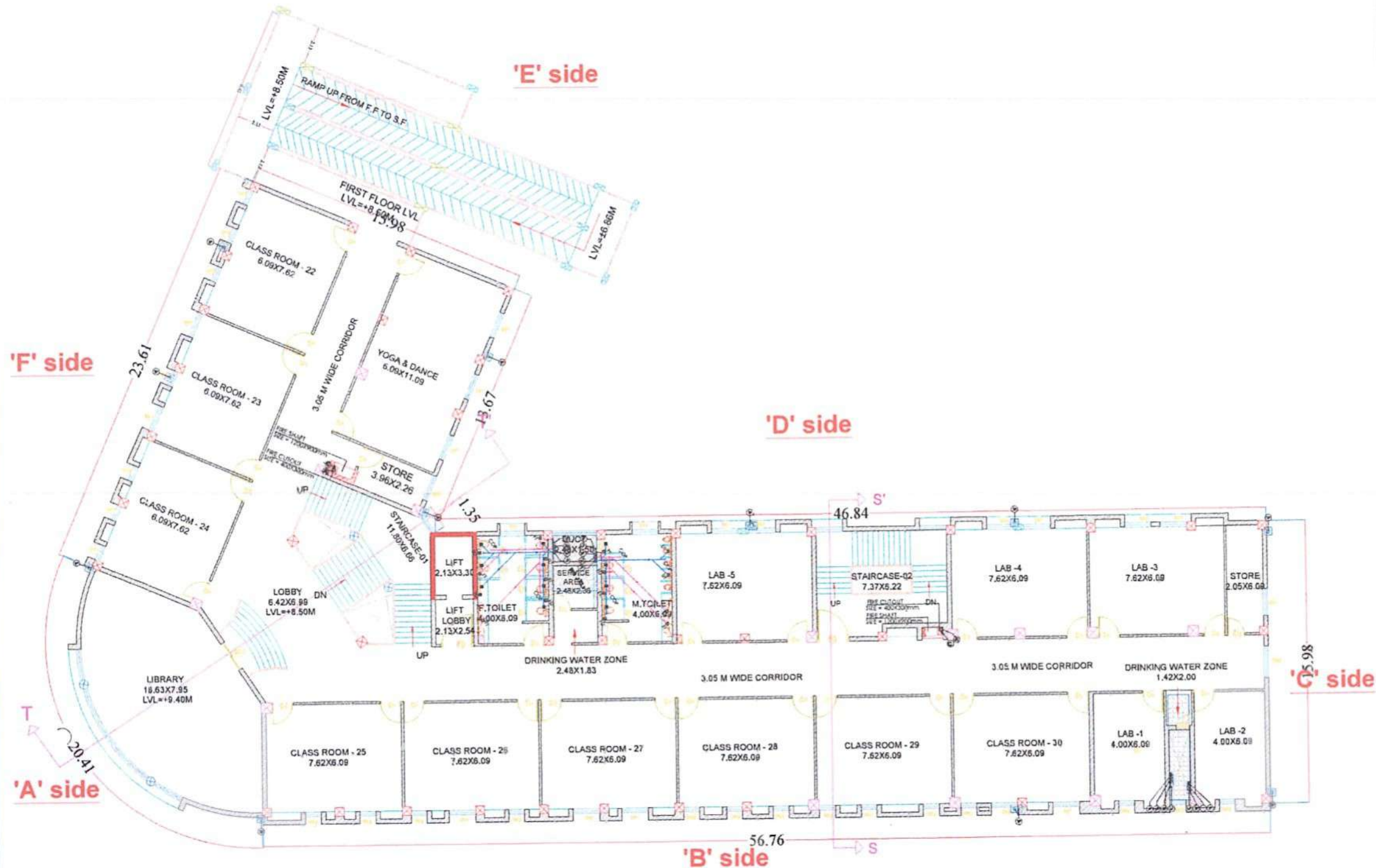
First Floor, P202, Laxmi Saral, New Delhi
110030 (Delhi)
Mob: +91-9911011052, 011-4056 3366
Email: behera.associates@gmail.com

Behera Associates Pvt Ltd.

MS
ARCHITECTS
PLOT-2020, SAMBAPUR
PODANDE SODIPUR, ODISHA
751005
CONSULTANT:

RELEASED FOR
preliminary ☐ tender ☐ information ☐
approval ☐ construction ☒

Pg-8/14/96



SECOND FLOOR PLAN
(PH PLAN)



SHEET NO : 42

NOTES:-

1. FLOOR BRICK WORK DIMENSIONS GIVEN ARE ALL METER & MM.
2. ONLY WRITTEN DIMENSIONS TO BE FOLLOWED STRICTLY. DRAWINGS NOT TO BE SCALED.
3. IN CASE OF ANY DOUBT, CONSULT TO THE PROJECT ENGINEER IN CHARGE, OR THE HEAD-OFFICE M S ARCHITECT, M S ARCHITECTS.
4. FOR SPECIFICATION FOLLOW THE NOTES GIVEN ON RESPECTIVE DWG. SHEET.

SL. NO.	REVISION	REMARKS
PROPOSED (B+G+2) STORIED DAV SCHOOL, SAMBALPUR		
PROJECT :		
TERRACE FLOOR (PH PLAN)		
DWG. TITLE :		
31.06.26	REVISION :	N.T.S
DATE :		SCALE :
MS/DAV/WD/B6/AR/05		
DWG. NO :		
HARAPRIYA		(ENGG. INCHARGE)
DEALT BY		
REGIONAL DIRECTOR, DAV INSTITUTION, ODISHA		
DR. KESHABA CHANDRA SATPATHY		
CLIENT :		
SUBMITTED BY:		
DR. KESHABA CHANDRA SATPATHY		
REGIONAL DIRECTOR, DAV INSTITUTION, ODISHA		
SIGN AND SIGNATURE OF ARCHITECT		
SIGN AND SIGNATURE OF MEP CONSULTANT		
First Floor, P620, Lado Sarai, New Delhi 110050 (Delhi)		
Mob: +91-9811811853, 011-40583568		
Email: behara.associates@gmail.com		
Behara Associates Pvt Ltd.		
MS ARCHITECTS		
PLOT NO. 12, SAMAYAPUR, POHARIE, SORONG, CHHAKRA, BIRBHAR, JHARKHAND		
CONSULTANT:		
RELEASED FOR		
preliminary <input type="checkbox"/> tender <input type="checkbox"/> information <input type="checkbox"/>		
approval <input type="checkbox"/> construction <input checked="" type="checkbox"/>		

PROPOSED (B+G+2) STORIED DAV SCHOOL, SAMBALPUR

PROJECT :

TERRACE FLOOR (PH PLAN)

DWG. TITLE :

31.06.26
DATE :
REVISION :
N.T.S
SCALE :

MS/DAV/WD/B6/AR/05
DWG. NO :
HARAPRIYA
DEALT BY
(ENGG. INCHARGE)

REGIONAL DIRECTOR,
DAV INSTITUTION, ODISHA
DR. KESHABA CHANDRA SATPATHY

CLIENT :

SUBMITTED BY:

DR. KESHABA CHANDRA SATPATHY
REGIONAL DIRECTOR,
DAV INSTITUTION, ODISHA

SIGN AND SIGNATURE OF ARCHITECT

SIGN AND SIGNATURE OF MEP CONSULTANT

First Floor, P620, Lado Sarai, New Delhi 110050 (Delhi)
Mob: +91-9811811853, 011-40583568
Email: behara.associates@gmail.com

Behara Associates Pvt Ltd.

MS ARCHITECTS

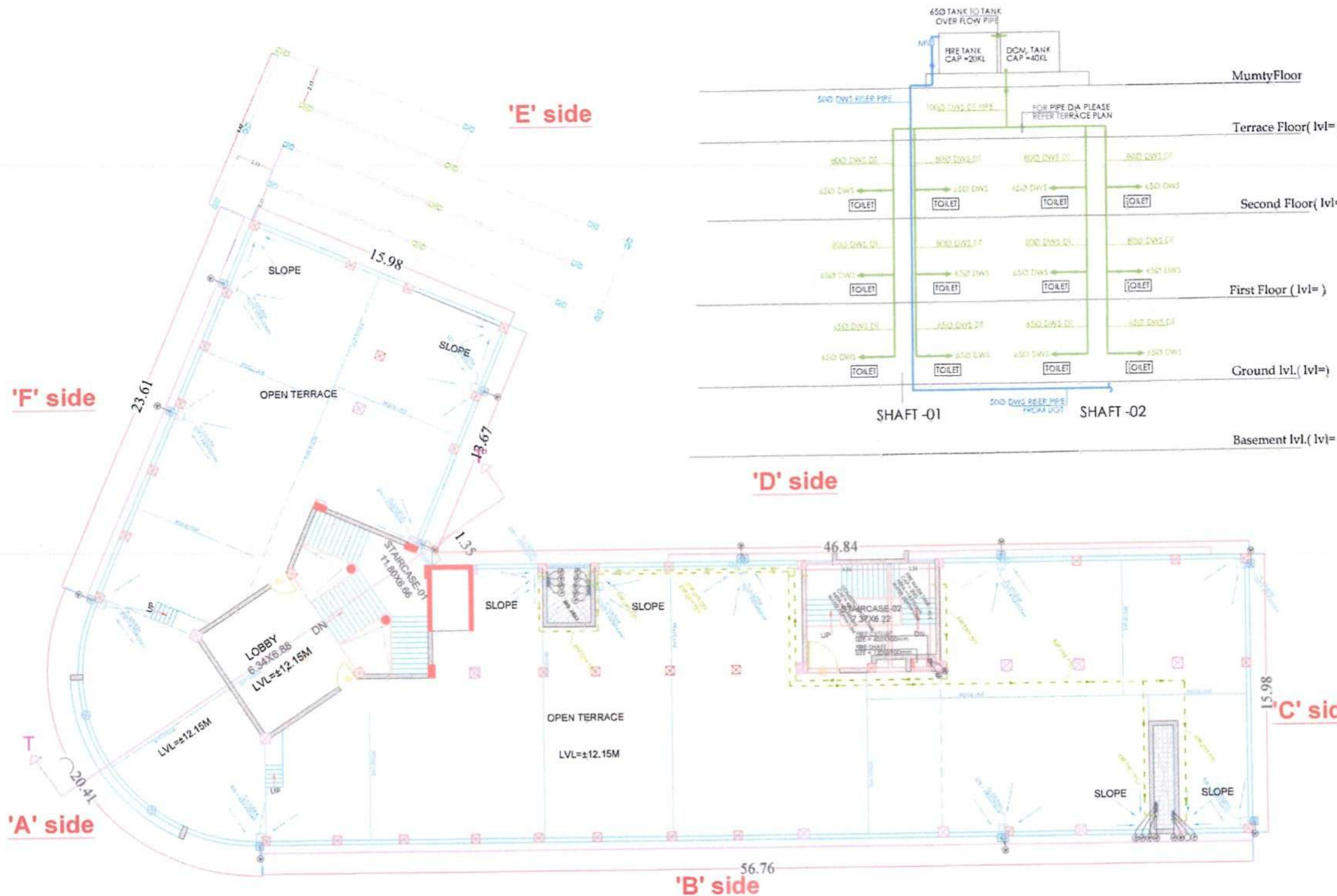
PLOT NO. 12, SAMAYAPUR,
POHARIE, SORONG, CHHAKRA,
BIRBHAR, JHARKHAND

CONSULTANT:

RELEASED FOR

preliminary ☐ tender ☐ information ☐
approval ☐ construction ☒

Pg-87/96



TERRACE FLOOR (PH PLAN)



SHEET NO : 44

- NOTES:-
1. FLOOR BRICK WORK DIMENSIONS GIVEN ARE ALL METER & MM.
 2. ONLY WRITTEN DIMENSIONS TO BE FOLLOWED STRICTLY, DRAWINGS NOT TO BE SCALED.
 3. IN CASE OF ANY DOUBT, CONSULT TO THE PROJECT ENGINEER IN CHARGE, OR THE HEAD-OFFICE M S ARCHITECT, M S ARCHITECTS,
 4. FOR SPECIFICATION FOLLOW THE NOTES GIVEN ON RESPECTIVE DWG. SHEET.

SL. NO.	REVISION	REMARKS
PROPOSED (B+G+2) STORIED DAV SCHOOL, SAMBALPUR		
PROJECT :		
GROUND FLOOR (FIRE FIGHTING LAYOUT PLAN)		
DWG. TITLE :		
31.06.26	REVISION :	N.T.S
DATE :	MS/DAV/WD/B6/AR/05	SCALE :
DWG. NO :	HARAPRIYA	(ENGG INCHARGE)
DEALT BY :		
REGIONAL DIRECTOR, DAV INSTITUTION, ODISHA		
DR. KESHABA CHANDRA SATPATHY		
CLIENT :		
SUBMITTED BY :		
DR. KESHABA CHANDRA SATPATHY		
REGIONAL DIRECTOR, DAV INSTITUTION, ODISHA		
SEAL AND SIGNATURE OF ARCHITECT		
M. D. DURGA DHARWARI		
SEAL AND SIGNATURE OF MEP CONSULTANT		
First Floor, F620, Lado Saral New Delhi 110050 (Delhi)		
MOB: 9314811611, 931140523898		
Email: behera.associates@gmail.com		
Behera Associates Pvt Ltd.		
SEAL AND SIGNATURE OF CONSULTANT		
MS ARCHITECTS		
PLOT NO. 10, SAMBALPUR		
PO-SANDE SOVIA CHAKRA		
PLOT NO. 10, SAMBALPUR		
CONSULTANT :		
RELEASED FOR		
preliminary <input type="checkbox"/> tender <input type="checkbox"/> information <input type="checkbox"/>		
approval <input type="checkbox"/> construction <input checked="" type="checkbox"/>		

PROPOSED (B+G+2) STORIED DAV SCHOOL, SAMBALPUR

PROJECT :

GROUND FLOOR
(FIRE FIGHTING
LAYOUT PLAN)

DWG. TITLE :

31.06.26
DATE :
REVISION :
N.T.S
SCALE :
MS/DAV/WD/B6/AR/05
DWG. NO :

HARAPRIYA
DEALT BY :
(ENGG INCHARGE)

REGIONAL DIRECTOR,
DAV INSTITUTION, ODISHA
DR. KESHABA CHANDRA SATPATHY

CLIENT :

SUBMITTED BY :

DR. KESHABA CHANDRA SATPATHY
REGIONAL DIRECTOR,
DAV INSTITUTION, ODISHA

SEAL AND SIGNATURE
OF ARCHITECT

M. D. DURGA DHARWARI

SEAL AND SIGNATURE
OF MEP CONSULTANT

First Floor, F620, Lado Saral New Delhi
110050 (Delhi)
MOB: 9314811611, 931140523898
Email: behera.associates@gmail.com

Behera Associates Pvt Ltd.

SEAL AND SIGNATURE
OF CONSULTANT
MS ARCHITECTS
PLOT NO. 10, SAMBALPUR
PO-SANDE SOVIA CHAKRA
PLOT NO. 10, SAMBALPUR
CONSULTANT :

RELEASED FOR

preliminary ☐ tender ☐ information ☐
approval ☐ construction ☒



GROUND FLOOR PLAN
(FIRE FIGHTING LAYOUT PLAN)



NOTES:-

- NOTES:-
1. FLOOR BRICK WORK DIMENSIONS GIVEN ARE ALL METER & MM.
 2. ONLY WRITTEN DIMENSIONS TO BE FOLLOWED STRICTLY, DRAWINGS NOT TO BE SCALED.
 3. IN CASE OF ANY DOUBT, CONSULT TO THE PROJECT ENGINEER IN CHARGE, OR THE HEAD-OFFICE M S ARCHITECT, M S ARCHITECTS.
 4. FOR SPECIFICATION FOLLOW THE NOTES GIVEN ON RESPECTIVE DWG. SHEET.

SL. NO.	REVISION	REMARKS
---------	----------	---------

**PROPOSED(B+G+2) STORIED DAV
SCHOOL, SAMBALPUR**

PROJECT :

FIRST FLOOR (FIRE FIGHTING LAYOUT PLAN)

DWG. TITLE :

31.06.26

DATE:

DATE:	REVISION:
-------	-----------

N.T.S

SCALE:

MS/DAVWD/B6/AR/05
DWG. NO.:

DWG. NO :	
-----------	--

HARAPRIYA

DEALT BY	(ENGG. INCHARGE)
----------	------------------

**REGIONAL DIRECTOR ,
DAV INSTITUTION, ODISHA
DR. KESHABA CHANDRA SATPATHY**

CLIENT:

SUBMITTED BY:

DR. KESHABA CHANDRA SATPATI

REGIONAL DIRECTOR

DATE AND SIGNATURE

A. D. DURGA MAHESWARI

ITAL AND JEWELRY

First Floor, F620, Laxmi Sarai, New Delhi
110030 (Delhi)
Mob: +91-9811911653, 011 4058 3868
Email: tohars.associates@gmail.com

Behera Associates Pvt Ltd.

 **MS**
ARCHITECTS
PLOT-2028, SAKINAKAPORE
PO-SANTE, CHOKK, CHENNAI
TAMIL NADU
PIN NO- 600 111
E-MAIL: msa@msaarchitects.com OR msa@msaarchitects.com

RELEASED FOR

preliminary ☐ tender ☐ information ☐

approval ☐ construction ☒



FIRST FLOOR PLAN
(FIRE FIGHTING LAYOUT PLAN)



SHEET NO : 46

- NOTES:-
1. FLOOR BRICK WORK DIMENSIONS GIVEN ARE ALL METER & MM.
 2. ONLY WRITTEN DIMENSIONS TO BE FOLLOWED STRICTLY, DRAWINGS NOT TO BE SCALED.
 3. IN CASE OF ANY DOUBT, CONSULT TO THE PROJECT ENGINEER IN CHARGE, OR THE HEAD-OFFICE M S ARCHITECT, M S ARCHITECTS,
 4. FOR SPECIFICATION FOLLOW THE NOTES GIVEN ON RESPECTIVE DWG. SHEET.

SL. NO.	REVISION	REMARKS

PROPOSED (B+G+2) STORIED DAV SCHOOL, SAMBALPUR

PROJECT :

**SECOND FLOOR
(FIRE FIGHTING
LAYOUT PLAN)**

DWG. TITLE :

31.06.26	REVISION :	N.T.S
DATE :	MS/DAV/WD/B6/AR/05	SCALE :
DWG. NO :		

HARAPRIYA	(ENGG. INCHARGE)
DEALT BY	

REGIONAL DIRECTOR,
DAV INSTITUTION, ODISHA
DR. KESHABA CHANDRA SATPATHY

SUBMITTED BY:
DR. KESHABA CHANDRA SATPATHY
REGIONAL DIRECTOR,
DAV INSTITUTION, ODISHA

SEAL AND SIGNATURE
OF ARCHITECT

SEAL AND SIGNATURE
OF ARCHITECT

First Floor, F620, Lado Samal, New Delhi
110050 (Delhi)
Mob: 931-6911911053, 011-4556 3568
Email: tohara.associates@gmail.com

Behara Associates Pvt Ltd.

MS
ARCHITECTS
PLOT-23/29, SAMBAPUR
PO-SANDEEP, DISTRICT
SAMBALPUR, ODISHA
768012, INDIA
E:MSA, D:msa@beharaassociates.com

RELEASED FOR

preliminary ☐ tender ☐ information ☐
approval ☐ construction ☒



**SECOND FLOOR PLAN
(FIRE FIGHTING LAYOUT PLAN)**



Pg-91/46

SHEET NO : 47

NOTES:-

1. FLOOR BRICK WORK DIMENSIONS GIVEN ARE ALL METER & MM.
2. ONLY WRITTEN DIMENSIONS TO BE FOLLOWED STRICTLY, DRAWINGS NOT TO BE SCALED.
3. IN CASE OF ANY DOUBT, CONSULT TO THE PROJECT ENGINEER IN CHARGE, OR THE HEAD-OFFICE M S ARCHITECT, M S ARCHITECTS.
4. FOR SPECIFICATION FOLLOW THE NOTES GIVEN ON RESPECTIVE DWG. SHEET.

SL. NO.	REVISION	REMARKS
---------	----------	---------

PROPOSED (B+G+2) STORIED DAV SCHOOL, SAMBALPUR

PROJECT :

**TERRACE FLOOR
(FIRE FIGHTING
LAYOUT PLAN)**

DWG. TITLE :

31.06.26	REVISION :	N.T.S
DATE :		SCALE :
MS/DAVWD/B6/AR/05		
DWG. NO :		

HARAPRIYA	(ENGG. INCHARGE)
DEALT BY	

REGIONAL DIRECTOR,
DAV INSTITUTION, ODISHA
DR. KESHABA CHANDRA SATPATHY

CLIENT :

SUBMITTED BY:

DR. KESHABA CHANDRA SATPATHY
REGIONAL DIRECTOR,
DAV INSTITUTION, ODISHA

SEAL AND SIGNATURE
OF ARCHITECT

Dr. D. LAKSHMI NARAYAN

SEAL AND SIGNATURE
OF M.S. CONSULTANT

First Floor, P-20, Lido, Gopalpur, Odisha
751003 (Odisha)
Mob: +91-9511011053, 011 4050 3568
Email: behera.associates@gmail.com

Behera Associates Pvt Ltd.

MS
ARCHITECTS

PROJECT: DAV INSTITUTION, SAMBALPUR

PROF. KESHABA CHANDRA SATPATHY

REGIONAL DIRECTOR, DAV INSTITUTION, ODISHA

CONSULTANT:

RELEASED FOR

preliminary ☐ tender ☐ information ☐
approval ☐ construction ☒



**TERRACE FLOOR
(FIRE FIGHTING LAYOUT PLAN)**



SHEET NO : 48

- NOTES:-
1. FLOOR BRICK WORK DIMENSIONS GIVEN ARE ALL METER & MM.
 2. ONLY WRITTEN DIMENSIONS TO BE FOLLOWED STRICTLY, DRAWINGS NOT TO BE SCALED.
 3. IN CASE OF ANY DOUBT, CONSULT TO THE PROJECT ENGINEER IN CHARGE, OR THE HEAD-OFFICE M.S ARCHITECT, M.S ARCHITECTS.
 4. FOR SPECIFICATION FOLLOW THE NOTES GIVEN ON RESPECTIVE DWG. SHEET.

SL. NO.	REVISION	REMARKS
PROPOSED (B+G+2) STORIED DAY SCHOOL, SAMBALPUR		
PROJECT :		
BASEMENT FLOOR (DRAIN LAYOUT)		
DWG. TITLE :		
31.06.26	DATE :	REVISION :
MS/DAV/WD/B6/AR/05	DWG. NO :	N.T.S
HARAPRIYA DEALT BY		SCALE :
(ENGG. INCHARGE)		
REGIONAL DIRECTOR, DAV INSTITUTION, ODISHA		
DR. KESHABA CHANDRA SATPATHY		
CLIENT :		
SUBMITTED BY:		
DR. KESHABA CHANDRA SATPATHY		
REGIONAL DIRECTOR, DAV INSTITUTION, ODISHA		
SEAL AND SIGNATURE OF ARCHITECT		
A. D. DEVIKA MAHESWARI		
MS ARCHITECTS		
PLOT-202, SAMBALPUR		
PUNJABI AGENCY, ODISHA		
BOMBAY, INDIA		
CONSULTANT:		
RELEASED FOR		
preliminary	approval	information
construction		

PROPOSED (B+G+2) STORIED DAY SCHOOL, SAMBALPUR

PROJECT :

BASEMENT FLOOR (DRAIN LAYOUT)

DWG. TITLE :

31.06.26
DATE :
MS/DAV/WD/B6/AR/05
DWG. NO :

HARAPRIYA
DEALT BY
(ENGG. INCHARGE)

REGIONAL DIRECTOR,
DAV INSTITUTION, ODISHA
DR. KESHABA CHANDRA SATPATHY

CLIENT :

SUBMITTED BY:

DR. KESHABA CHANDRA SATPATHY
REGIONAL DIRECTOR,
DAV INSTITUTION, ODISHA

SEAL AND SIGNATURE OF ARCHITECT

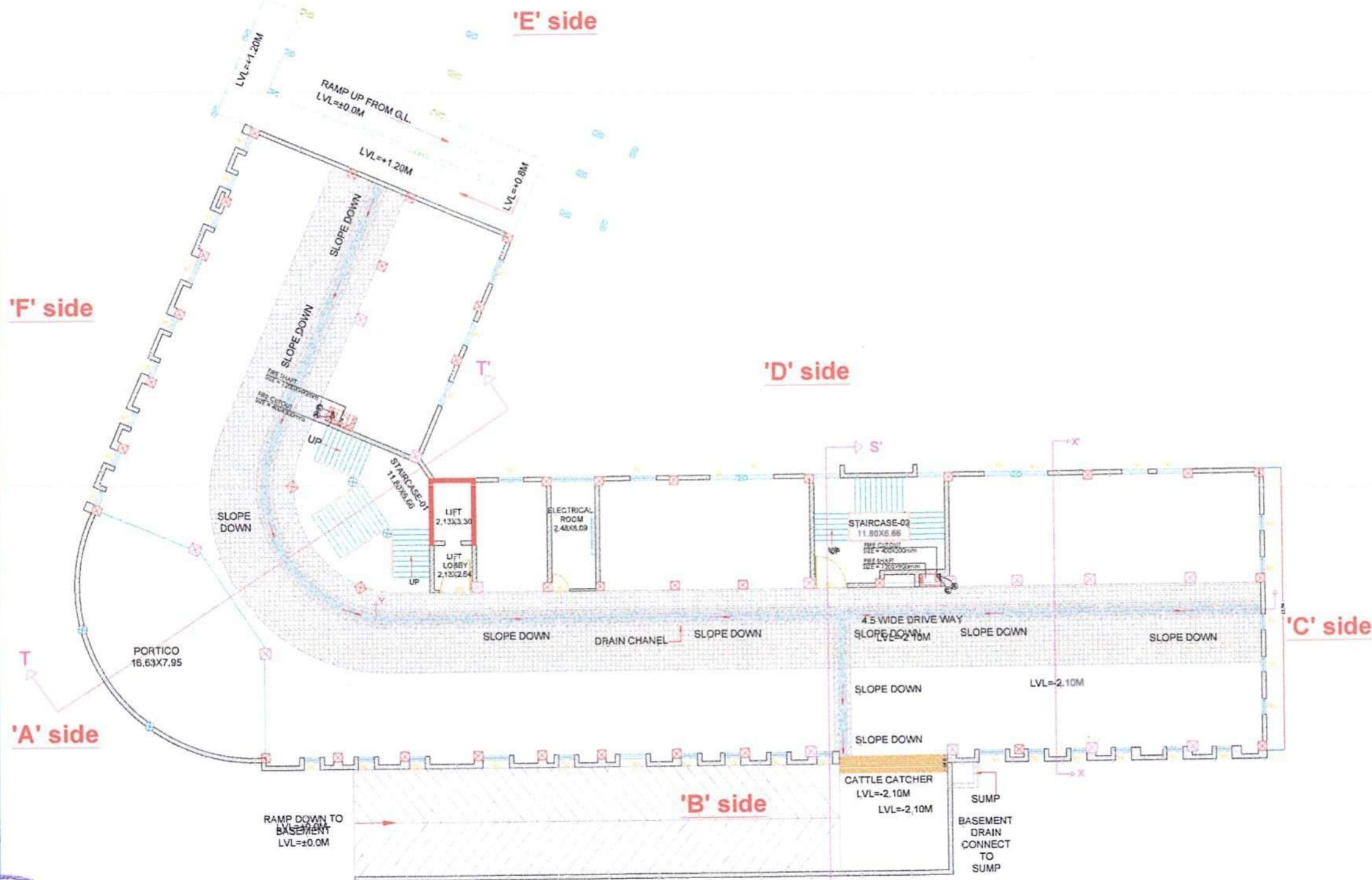
A. D. DEVIKA MAHESWARI

MS ARCHITECTS
PLOT-202, SAMBALPUR
PUNJABI AGENCY, ODISHA
BOMBAY, INDIA

CONSULTANT:

RELEASED FOR
preliminary ☐ tender ☐ information ☐
approval ☐ construction ☒

Pg-93/96



BASEMENT FLOOR PLAN
(DRAIN LAYOUT PLAN)



SHEET NO : 49

- NOTES:-
1. FLOOR BRICK WORK DIMENSIONS GIVEN ARE ALL METER & MM.
 2. ONLY WRITTEN DIMENSIONS TO BE FOLLOWED STRICTLY. DRAWINGS NOT TO BE SCALED.
 3. IN CASE OF ANY DOUBT, CONSULT TO THE PROJECT ENGINEER IN CHARGE, OR THE HEAD-OFFICE M S ARCHITECTS.
 4. FOR SPECIFICATION FOLLOW THE NOTES GIVEN ON RESPECTIVE DWG. SHEET.

SL. NO.	REVISION	REMARKS
---------	----------	---------

PROPOSED (B+G+2) STORIED DAY SCHOOL, SAMBALPUR

PROJECT :

'A' & 'B' SIDE ELEVATION

DWG. TITLE :

31.06.26
DATE :
MS/DAVWD/B6/AR/05
DWG. NO :

HARAPRIYA
DEALT BY (ENGG INCHARGE)

REGIONAL DIRECTOR,
DAV INSTITUTION, ODISHA
DR. KESHABA CHANDRA SATPATHY

CLIENT :

SUBMITTED BY:

DR. KESHABA CHANDRA SATPATHY
REGIONAL DIRECTOR,
DAV INSTITUTION, ODISHA

TEAL AND SIGNATURE
OF ARCHITECT

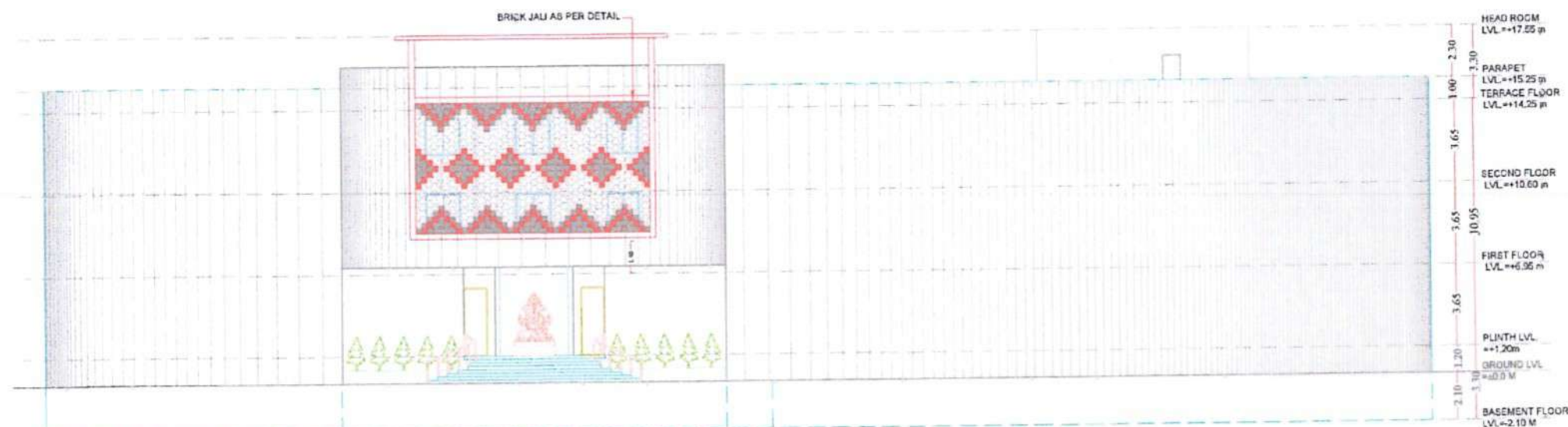
M. D. GURU MAHESWARI

MS
ARCHITECTS

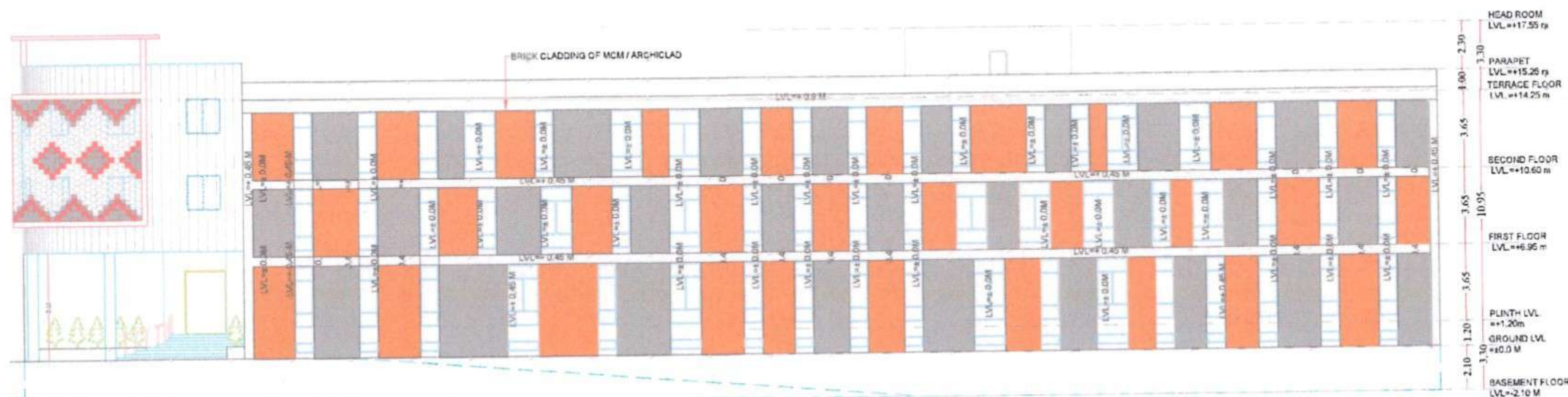
CONSULTANT:

RELEASED FOR

preliminary ☐ tender ☐ information ☐
approval ☐ construction ☒



'A' SIDE ELEVATION



'B' SIDE ELEVATION



Pg-94/96

SHEET NO : 50

- NOTES:-
1. FLOOR BRICK WORK DIMENSIONS GIVEN ARE ALL METER & MM.
 2. ONLY WRITTEN DIMENSIONS TO BE FOLLOWED STRICTLY, DRAWINGS NOT TO BE SCALED.
 3. IN CASE OF ANY DOUBT, CONSULT TO THE PROJECT ENGINEER IN CHARGE, OR THE HEAD-OFFICE M S ARCHITECT, M S ARCHITECTS.
 4. FOR SPECIFICATION FOLLOW THE NOTES GIVEN ON RESPECTIVE DWG. SHEET.

SL. NO.	REVISION	REMARKS
---------	----------	---------

PROPOSED (B+G+2) STORIED DAV SCHOOL, SAMBALPUR
PROJECT :

'C', 'D', 'E' & 'F' SIDE ELEVATION

DWG. TITLE :

31.06.26	DATE :	REVISION :	N.T.S
MS/DAV/WD/B6/AR/05	DWG. NO :		SCALE :
HARAPRIYA	DEALT BY	(ENGG. IN CHARGE)	

REGIONAL DIRECTOR,
DAV INSTITUTION, ODISHA
DR. KESHABA CHANDRA SATPATHY
CLIENT :

SUBMITTED BY:

DR. KESHABA CHANDRA SATPATHY
REGIONAL DIRECTOR,
DAV INSTITUTION, ODISHA

SEAL AND SIGNATURE
OF ARCHITECT

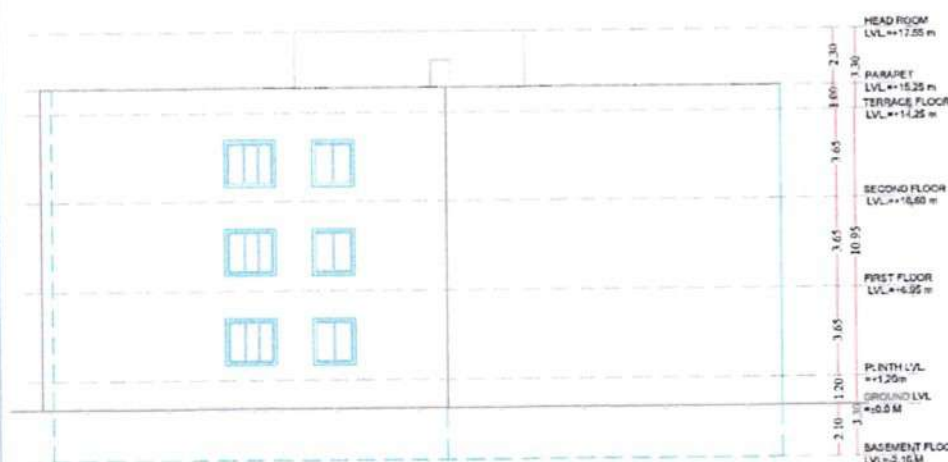
Dr. D. DURGA MAHENDRAN

MS
ARCHITECTS
PLOT NO. 10, SAMBALPUR
PO-SABOTE SCROUS, CHENNAI
600 076
CONSULTANT:

RELEASED FOR

preliminary ☐ tender ☐ information ☐
approval ☐ construction ☒

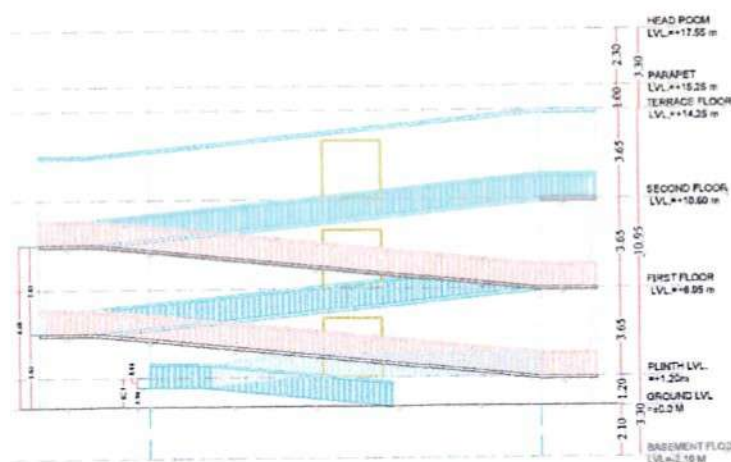
Pg-95/96



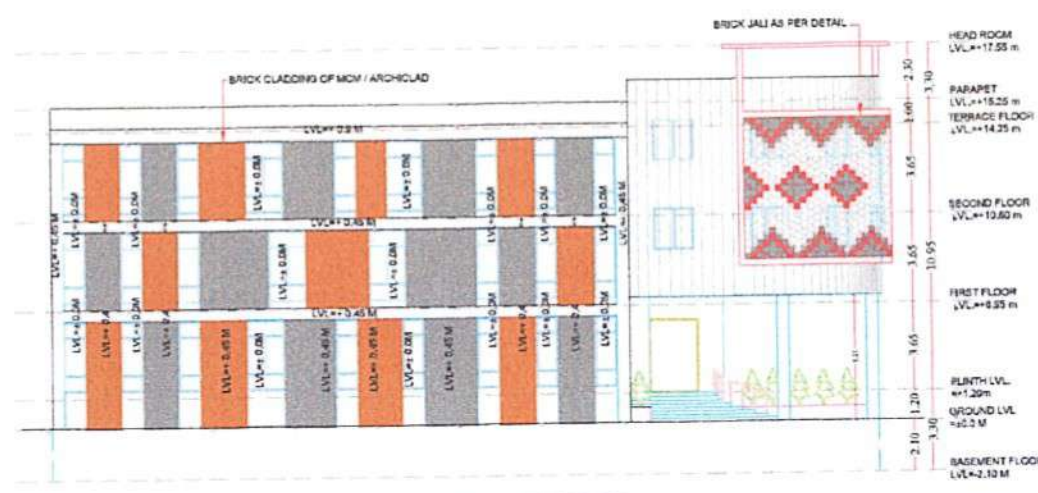
'C' SIDE ELEVATION



'D' SIDE ELEVATION

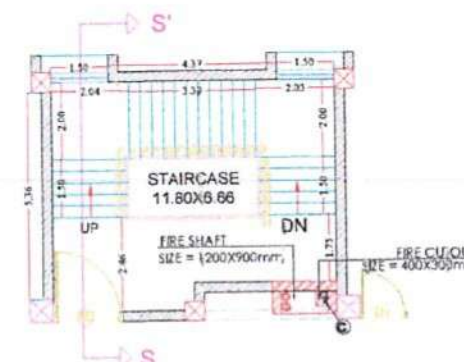


'E' SIDE ELEVATION



'F' SIDE ELEVATION





NOTES:-

1. FLOOR BRICK WORK DIMENSIONS GIVEN ARE ALL METER & MM.
2. ONLY WRITTEN DIMENSIONS TO BE FOLLOWED STRICTLY ,DRAWINGS NOT TO BE SCALED.
3. IN CASE OF ANY DOUBT ,CONSULT TO THE PROJECT ENGINEER IN CHARGE ,OR THE HEAD-OFFICE M S ARCHITECT ,M S ARCHITECTS.
4. FOR SPECIFICATION FOLLOW THE NOTES GIVEN ON RESPECTIVE DWG. SHEET.

SL. NO.	REVISION	REMARKS
---------	----------	---------

PROJECT :

STAIRCASE DETAILS

DWG. TITLE :

31.06.26 DATE :	REVISION :	N.T.S SCALE:
MS/DAV/WD/B6/AR/05 DWG. NO :		
HARAPRIYA DEALT BY		(ENGG. INCHARGE)

REGIONAL DIRECTOR,
DAV INSTITUTION, ODISHA
DR. KESHABA CHANDRA SATPATHY

CLIENT:

SUBMITTED BY:

DR. KESHABA CHANDRA SATPATHY
REGIONAL DIRECTOR,
DAV INSTITUTION, ODISHA

REAL AND IMAGINARY

A. D. DURGAS MAHESWAR



CONSULTANT:

RELEASED FOR
preliminary ☐ tender ☐ information
approval ☐ construction ☒

Pg-96/98

REGIONAL DIRECTORATE D.A.V. INSTITUTIONS
ODISHA ZONE-I
DATE: